

Annual Report of Externally Funded Grants and Contracts

July 1, 2016 - June 30, 2017

**Office of Research and Sponsored Programs
Division of Academic Affairs
Morehead State University**

Foreword

The Office of Research and Sponsored Programs is presenting this annual report of sponsored programs at Morehead State University for the 2016–2017 fiscal year. Compiled by Ms. Janet Cline in the Office of Research and Sponsored Programs, this report provides both an overview as well as detailed information of the external funding received by MSU in support of our instructional, research, and public service programs.

Overall, MSU faculty and staff were awarded over \$16 million in funding during the 2016-2017 fiscal year with an expected F&A return of \$1,233,153. Based upon the approved formula, roughly 50% of the earned F&A will be distributed to departments and colleges to enrich programs and to encourage further research and development. The remainder will be returned to the University's general fund to support priority programs across the campus. The funding provided through faculty- and staff-initiated grants and contracts supports enhanced teaching, research, and service programs both on- and off-campus that would not be possible through our tuition revenues and regular state appropriations.

Consistent with previous years, the majority of our funding (89%) was obtained either directly or indirectly from federal funding sources. State funding for programs was at 9%; foundations and other private sources was 2%. Funding for instruction, institutional support, student financial aid, student services, and academic support accounted for about 58% of total funding. Awards for public service projects and research (applied and basic) accounted for roughly 42%.

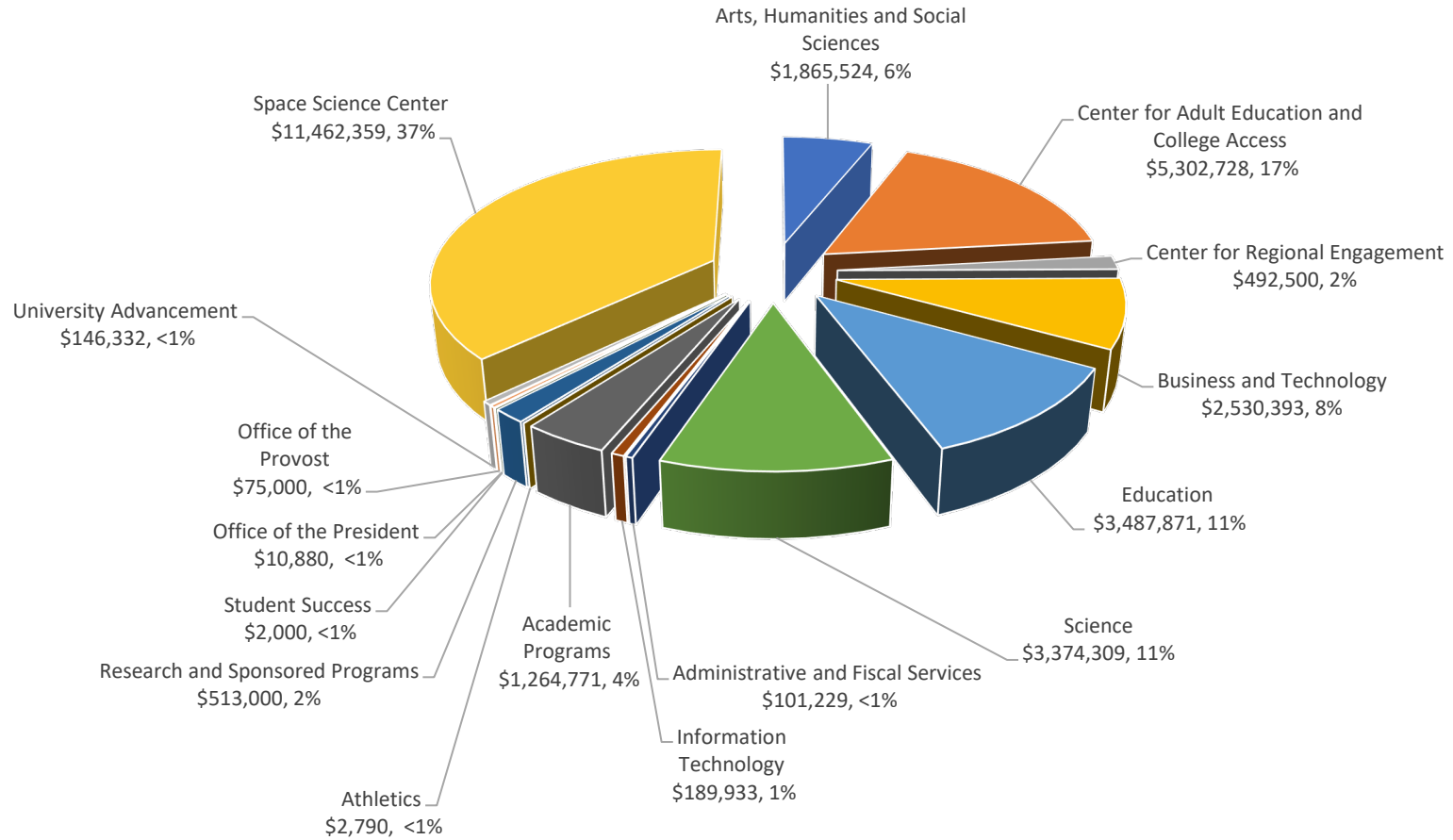
As always, it is important to recognize that these awards are solely due to the efforts of the dedicated faculty and staff listed in this report. We applaud their efforts and congratulate them for their success in securing the external resources necessary for MSU to provide the highest quality programs for our constituents.

OFFICE OF RESEARCH AND SPONSORED PROGRAMS
Division of Academic Affairs
Morehead State University

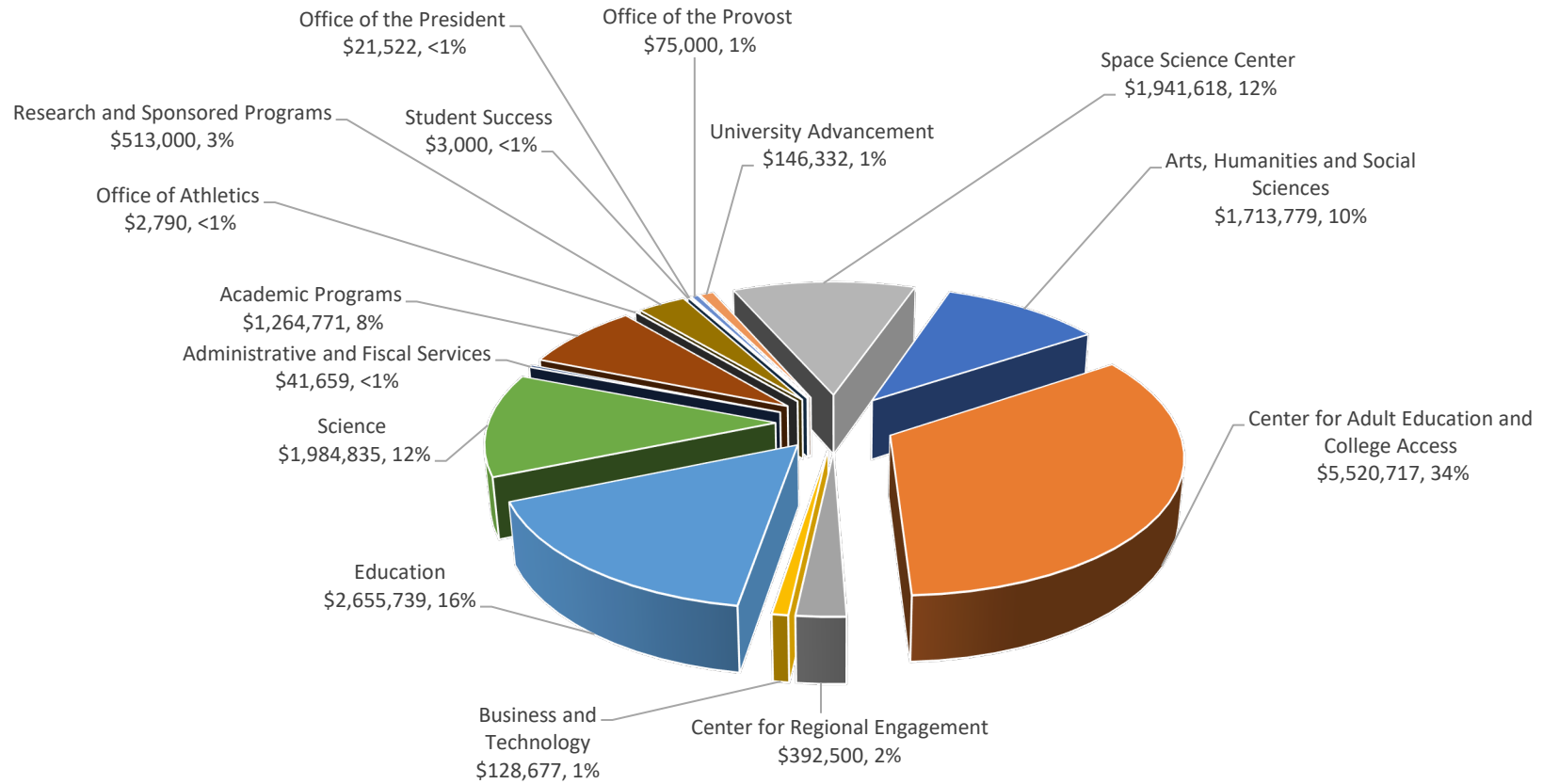
TABLE OF CONTENTS

	Page
SUBMITTED AND FUNDED PROPOSAL ACTIVITY COMPARISON CHARTS	1
TEN YEAR COMPARISON OF CONTRACT AND PROPOSAL ACTIVITY.....	5
SUMMARY OF PROPOSALS SUBMITTED AND FUNDED BY ACADEMIC AND ADMINISTRATIVE UNITS	6
SUMMARY OF PROPOSALS SUBMITTED AND FUNDED BY FUNDING SOURCE	9
SUMMARY OF PROPOSALS SUBMITTED AND FUNDED COUNCIL ON POSTSECONDARY EDUCATION CATEGORIES	11
DETAIL OF PROPOSALS SUBMITTED AND FUNDED BY ACADEMIC AND ADMINISTRATIVE UNIT.....	13

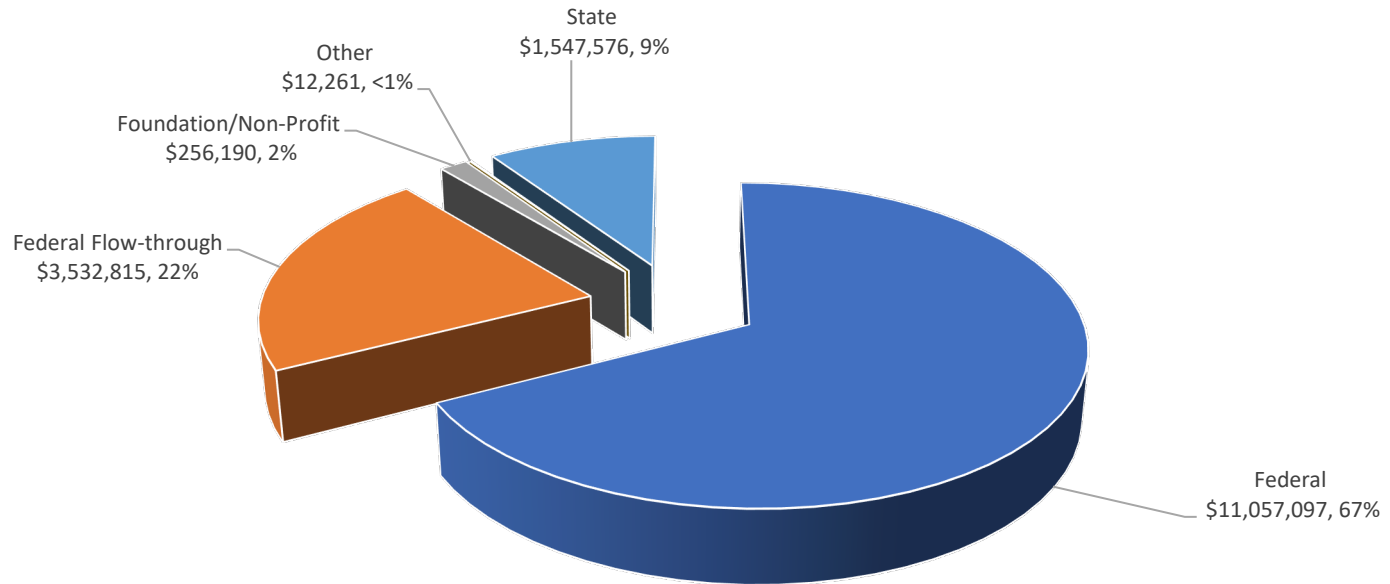
**SUMMARY OF PROPOSALS SUBMITTED
BY ACADEMIC DEPARTMENT OR ADMINISTRATIVE UNIT
July 1, 2016 through June 30, 2017**



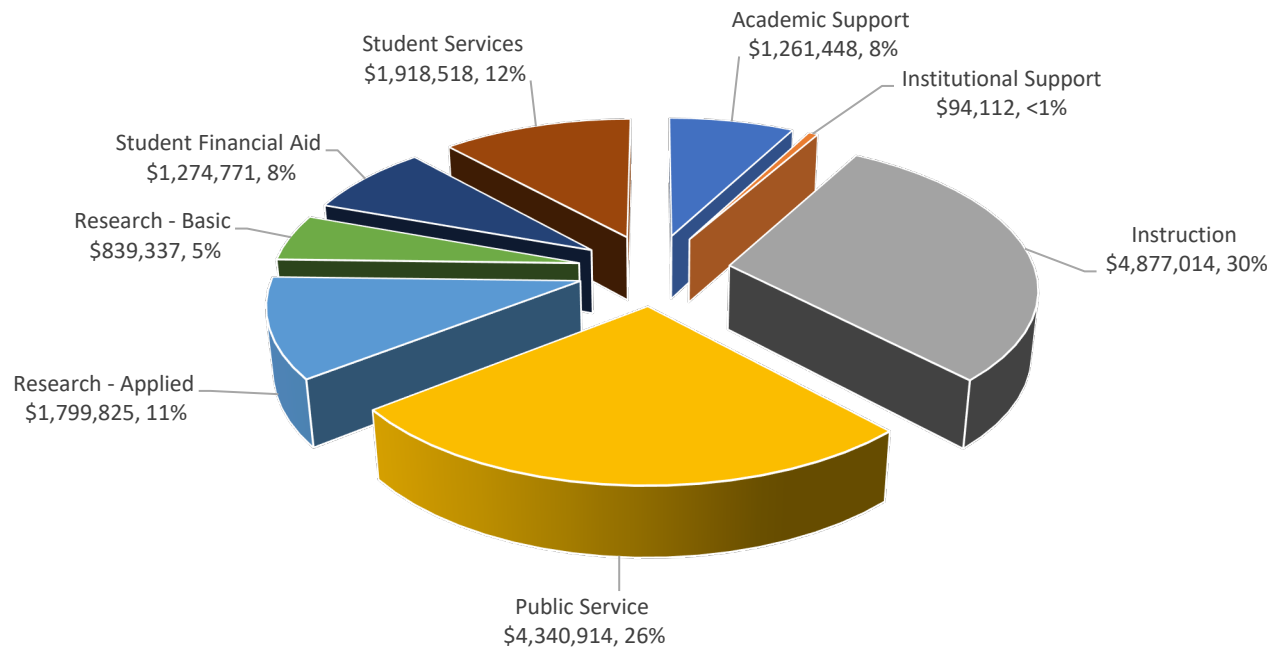
**SUMMARY OF PROPOSALS FUNDED
BY ACADEMIC DEPARTMENT OR ADMINISTRATIVE UNIT
July 1, 2016 through June 30, 2017**



**SUMMARY OF PROPOSALS FUNDED
BY FUNDING SOURCE
July 1, 2016 through June 30, 2017**



**SUMMARY OF PROPOSALS FUNDED
BY COUNCIL ON POSTSECONDARY EDUCATION CATEGORIES
July 1, 2016 through June 30, 2017**



**TEN YEAR COMPARISON OF
CONTRACT AND PROPOSAL ACTIVITY**

	2007-08	2008-09	2009-10	2010-11	2011-12	2012-13	2013-14	2014-15	2015-16	2016-17
Number Submitted										
Contracts	41	31	35	44	36	46	46	44	55	58
Proposals	143	171	175	170	187	149	132	116	135	113
Total Number Submitted	184	202	210	214	223	195	178	160	190	171
Increase/Decrease	1.10%	9.78%	3.96%	1.90%	4.21%	-12.56%	-8.72%	-10.11%	18.75%	-10.00%
Number Funded										
Contracts	41	31	33	42	36	45	46	44	55	56
Proposals	98	109	105	98	100	102	87	88	83	80
Total Number Funded	139	140	138	140	136	147	133	132	138	136
Increase/Decrease	-4.79%	0.72%	-1.43%	1.45%	-2.86%	8.09%	-9.52%	-0.75%	4.55%	-1.45%
Funded Rate	75.54%	69.31%	65.71%	65.42%	60.99%	75.38%	74.72%	82.50%	72.63%	79.53%
Dollars Submitted										
Contracts	\$ 3,166,128	\$ 2,744,076	\$ 5,530,955	\$ 4,828,150	\$ 2,922,745	\$ 2,937,197	\$ 3,444,807	\$ 2,953,896	\$ 3,730,405	\$ 14,413,103
Proposals	\$ 23,413,087	\$ 20,780,550	\$ 29,202,826	\$ 29,857,850	\$ 37,702,726	\$ 17,805,911	\$ 15,892,843	\$ 19,561,329	\$ 17,955,655	\$ 16,408,516
Total Dollars Submitted	\$ 26,579,215	\$ 23,524,626	\$ 34,733,781	\$ 34,686,000	\$ 40,625,471	\$ 20,743,108	\$ 19,337,650	\$ 22,515,225	\$ 21,686,060	\$ 30,821,619
Increase/Decrease	43.13%	-11.49%	47.65%	-0.14%	17.12%	-48.94%	-6.78%	16.43%	-3.68%	42.13%
Dollars Funded										
Contracts	\$ 3,509,093	\$ 2,780,124	\$ 5,468,498	\$ 4,913,912	\$ 2,934,620	\$ 3,082,115	\$ 3,541,804	\$ 2,981,960	\$ 3,831,370	\$ 4,683,632
Proposals	\$ 13,564,985	\$ 14,483,321	\$ 15,596,689	\$ 12,320,239	\$ 12,497,832	\$ 12,024,924	\$ 9,872,796	\$ 11,883,604	\$ 11,715,474	\$ 11,722,307
Total Dollars Funded	\$ 17,074,078	\$ 17,263,445	\$ 21,065,187	\$ 17,234,151	\$ 15,432,452	\$ 15,107,039	\$ 13,414,600	\$ 14,865,564	\$ 15,546,844	\$ 16,405,939
Increase/Decrease	10.76%	1.11%	22.02%	-18.19%	-10.45%	-2.11%	-11.20%	10.82%	4.58%	5.53%
Funded Rate	64.24%	73.38%	60.65%	49.69%	37.99%	72.83%	69.37%	66.02%	71.69%	53.23%
F&A Submitted										
Contracts	\$ 120,924	\$ 105,686	\$ 106,632	\$ 146,842	\$ 199,716	\$ 204,618	\$ 258,983	\$ 231,779	\$ 312,313	\$ 1,254,491
Proposals	\$ 1,142,174	\$ 1,412,348	\$ 2,386,420	\$ 2,734,922	\$ 3,375,006	\$ 1,286,430	\$ 1,301,559	\$ 1,189,455	\$ 1,348,809	\$ 1,451,056
Total Dollars Submitted	\$ 1,263,098	\$ 1,518,034	\$ 2,493,052	\$ 2,881,764	\$ 3,574,722	\$ 1,491,048	\$ 1,560,542	\$ 1,421,234	\$ 1,661,122	\$ 2,705,547
Increase/Decrease	48.97%	20.18%	64.23%	15.59%	24.05%	-58.29%	4.66%	-8.93%	16.88%	62.87%
F&A Funded										
Contracts	\$ 115,685	\$ 106,602	\$ 94,828	\$ 135,115	\$ 199,790	\$ 215,022	\$ 264,613	\$ 231,580	\$ 311,581	\$ 482,191
Proposals	\$ 763,499	\$ 781,395	\$ 838,809	\$ 640,239	\$ 631,654	\$ 687,341	\$ 564,957	\$ 429,748	\$ 613,584	\$ 750,962
Total Dollars Funded	\$ 879,184	\$ 887,997	\$ 933,637	\$ 775,354	\$ 831,444	\$ 902,363	\$ 829,570	\$ 661,328	\$ 925,165	\$ 1,233,153
Increase/Decrease	57.04%	1.00%	5.14%	-16.95%	7.23%	8.53%	-8.07%	-20.28%	39.90%	33.29%
Funded Rate	69.61%	58.50%	37.45%	26.91%	23.26%	60.52%	53.16%	46.53%	55.70%	45.58%

**SUMMARY OF PROPOSALS SUBMITTED AND FUNDED
BY ACADEMIC OR ADMINISTRATIVE UNIT
July 1, 2016 through June 30, 2017**

	<i>Proposals Submitted</i>	<i>Amount Submitted</i>	<i>Proposals Funded</i>	<i>Amount Funded</i>
<u>Caudill College of Arts/Humanities/Social Sciences</u>				
Art and Design	2	\$7,600	1	\$1,600
Communication, Media and Languages	1	\$12,000	1	\$12,000
English	8	\$193,699	6	\$183,812
History, Philosophy, Religion and Legal Studies	1	\$2,300	1	\$2,300
Sociology, Social Work and Criminology	35	\$1,649,925	34	\$1,514,067
Total	47	\$1,865,524	43	\$1,713,779
<u>Center for Adult Education and College Access</u>				
Adult Learning Center	6	\$705,157	6	\$709,952
Commonwealth Educational Opportunity Center	2	\$699,896	2	\$717,394
MSU Corps	1	\$402,897	1	\$402,900
Office of the Assistant Vice President	3	\$458,780	3	\$617,026
Retired Senior Volunteer Program	3	\$240,924	3	\$220,691
Student Support Services	1	\$340,222	1	\$348,728
Talent Search	3	\$808,260	3	\$828,384
Today's Youth	1	\$162,500	1	\$162,500
Upward Bound	5	\$1,484,092	5	\$1,513,142
Total	25	\$5,302,728	25	\$5,520,717
<u>Center for Regional Engagement</u>				
Center for Regional Engagement	1	\$210,000	1	\$210,000
Small Business Development Center	4	\$282,500	3	\$182,500
Total	5	\$492,500	4	\$392,500
<u>College of Business and Technology</u>				
Public Management and Government	1	\$69,677	1	\$69,677
School of Business Administration	3	\$81,183	2	\$37,750
School of Engineering and Information Systems	7	\$2,379,533	2	\$21,250
Total	11	\$2,530,393	5	\$128,677
<u>College of Education</u>				
Early Childhood, Elementary and Special Education	5	\$405,294	4	\$390,823
Foundational and Graduate Studies in Education	2	\$116,000	0	\$0
Middle Grades and Secondary Education	5	\$1,668,644	3	\$1,220,735
Office of the Dean	7	\$1,226,017	6	\$967,465
Teacher Education Services	3	\$71,916	3	\$76,716
Total	22	\$3,487,871	16	\$2,655,739

	<u>Proposals Submitted</u>	<u>Amount Submitted</u>	<u>Proposals Funded</u>	<u>Amount Funded</u>
<u>College of Science</u>				
Agricultural Sciences	8	\$459,872	7	\$53,034
Biology and Chemistry	10	\$1,086,090	4	\$485,217
Earth and Space Science	7	\$206,930	2	\$31,926
Mathematics and Physics	2	\$4,850	1	\$1,340
Nursing	1	\$5,000	1	\$11,784
Office of the Dean	3	\$245,941	3	\$275,941
Psychology	3	\$1,365,626	2	\$1,125,593
Total	34	\$3,374,309	20	\$1,984,835
<u>Division of Administrative and Fiscal Services</u>				
Environmental Health and Safety	4	\$101,229	3	\$41,659
Total	4	\$101,229	3	\$41,659
<u>Information Technology</u>				
IT Infrastructure Services	1	\$189,933	0	\$0
Total	1	\$189,933	0	\$0
<u>Office of Academic Programs</u>				
Financial Aid	1	\$1,264,771	1	\$1,264,771
Total	1	\$1,264,771	1	\$1,264,771
<u>Office of Athletics</u>				
Office of Athletics	1	\$2,790	1	\$2,790
Total	1	\$2,790	1	\$2,790
<u>Office of Research and Sponsored Programs</u>				
Office of Research and Sponsored Programs	3	\$513,000	3	\$513,000
Total	3	\$513,000	3	\$513,000
<u>Office of Student Success</u>				
University Police	1	\$2,000	1	\$3,000
Total	1	\$2,000	1	\$3,000
<u>Office of the President</u>				
Office of Diversity	1	\$10,880	1	\$21,522
Total	1	\$10,880	1	\$21,522

	<u>Proposals Submitted</u>	<u>Amount Submitted</u>	<u>Proposals Funded</u>	<u>Amount Funded</u>
<u>Office of the Provost</u>				
Institutional Effectiveness	1	\$75,000	1	\$75,000
Total	1	\$75,000	1	\$75,000
<u>Office of University Advancement</u>				
Cultural Outreach and Preservation Education	2	\$146,332	2	\$146,332
Total	2	\$146,332	2	\$146,332
<u>Space Science Center</u>				
Space Science Center	12	\$11,462,359	10	\$1,941,618
Total	12	\$11,462,359	10	\$1,941,618
Grand Total	171	\$ 30,821,619	136	\$16,405,939

**SUMMARY OF PROPOSALS SUBMITTED AND FUNDED
BY FUNDING SOURCE**

July 1, 2016 through June 30, 2017

	<i>Proposals Submitted</i>	<i>Amount Submitted</i>	<i>Proposals Funded</i>	<i>Amount Funded</i>
<u>Federal</u>				
Appalachian Regional Commission	2	\$498,965	2	\$498,965
Corporation for National and Community Service	2	\$206,924	2	\$185,691
Corporation for Public Broadcasting	2	\$146,332	2	\$146,332
National Aeronautics and Space Administration	15	\$1,796,603	11	\$1,956,598
National Endowment for the Humanities	1	\$6,000	0	\$0
National Highway Safety Administration	1	\$2,000	1	\$3,000
National Institutes of Health	6	\$1,180,563	2	\$450,973
National Science Foundation	11	\$3,185,754	2	\$1,218,569
Smithsonian Center for Astrophysics	1	\$13,320	1	\$13,320
U.S. Department of Agriculture	3	\$126,000	1	\$12,000
U.S. Department of Defense	1	\$69,677	1	\$69,677
U.S. Department of Education	14	\$4,969,455	13	\$5,085,444
U.S. Department of Health and Human Services	24	\$1,291,656	24	\$1,287,281
U.S. Department of Justice	6	\$129,247	6	\$129,247
Total	89	\$13,622,496	68	\$11,057,097

Federal Flow-through

Appalachian Regional Commission	1	\$2,239	1	\$2,219
Center for Rural Development	1	\$130,483	0	\$0
Corporation for National and Community Service	1	\$402,897	1	\$402,900
Kentucky Council on Postsecondary Education	2	\$260,000	2	\$260,000
Lockheed Martin	1	\$9,790,086	0	\$0
National Institutes of Health	3	\$134,364	3	\$141,148
U.S. Department of Agriculture	1	\$51,715	1	\$51,715
U.S. Department of Education	19	\$2,436,687	18	\$2,350,263
U.S. Department of Health and Human Services	5	\$132,539	5	\$132,539
U.S. Department of Labor	1	\$162,500	1	\$162,500
U.S. Environmental Protection Agency	1	\$29,531	1	\$29,531
University of Kentucky Research Foundation	1	\$14,371	0	\$0
Total	37	\$13,547,412	33	\$3,532,815

	<i>Proposals Submitted</i>	<i>Amount Submitted</i>	<i>Proposals Funded</i>	<i>Amount Funded</i>
--	---------------------------------------	------------------------------------	------------------------------------	---------------------------------

Foundation/Non-Profit

Ben and Jerry's Foundation	1	\$20,000	0	\$0
Fund for Astrophysical Research	1	\$1,340	1	\$1,340
Gene Haas Foundation	1	\$1,000	1	\$1,000
Great Meadows Foundation	1	\$1,600	1	\$1,600
Institute of International Education	1	\$85,392	0	\$0
International Literacy Foundation	1	\$4,887	0	\$0
John Templeton Foundation	1	\$2,300	1	\$2,300
Kentucky Academy of Science	2	\$8,510	0	\$0
National Rifle Association	1	\$2,790	1	\$2,790
Spencer Foundation	1	\$5,000	0	\$0
St. Claire Regional Medical Center	1	\$50,000	1	\$50,000
Toyota Foundation	1	\$259,696	1	\$197,160
Total	13	\$442,515	7	\$256,190

Other

Cincinnati Zoo & Botanical Garden	1	\$3,300	1	\$3,300
Gro-Tec Incorporated	1	\$6,875	1	\$6,875
Neogen Corporation	1	\$86	1	\$86
TMMK	1	\$2,000	1	\$2,000
UL	1	\$82,907	0	\$0
Total	5	\$95,168	4	\$12,261

State

Kentucky Cabinet for Economic Development	2	\$232,750	2	\$232,750
Kentucky Cabinet for Workforce Development	1	\$1,427,000	0	\$0
Kentucky Council on Postsecondary Education	5	\$605,880	5	\$646,522
Kentucky Department of Education	6	\$211,404	5	\$120,204
Kentucky Division of Waste Management	2	\$43,552	2	\$43,552
Kentucky Educational Development Cooperation (KEDC)	1	\$18,000	1	\$18,000
Kentucky Energy and Environment Cabinet	1	\$55,000	0	\$0
Kentucky Real Estate Commission	1	\$44,244	1	\$15,000
Kentucky Transportation Cabinet	1	\$19,550	1	\$15,000
Northern Kentucky University	1	\$70,149	1	\$70,149
University of Kentucky	1	\$75,941	1	\$75,941
University of Kentucky Research Foundation	5	\$310,558	5	\$310,458
Total	27	\$3,114,028	24	\$1,547,576

Grand Total	171	\$30,821,619	136	\$16,405,939
--------------------	------------	---------------------	------------	---------------------

**SUMMARY OF PROPOSALS SUBMITTED AND FUNDED
BY COUNCIL ON POSTSECONDARY EDUCATION CATEGORIES
July 1, 2016 through June 30, 2017**

	<u>Proposals Submitted</u>	<u>Amount Submitted</u>	<u>Proposals Funded</u>	<u>Amount Funded</u>
<u>Academic Support</u>				
Caudill College of Arts/Humanities/Social Sciences	3	\$79,624	3	\$79,624
Center for Adult Education and College Access	1	\$56,754	1	\$60,000
College of Business and Technology	6	\$1,622,397	3	\$93,427
College of Education	6	\$926,006	5	\$849,099
College of Science	8	\$214,257	7	\$179,298
Total	24	\$2,899,038	19	\$1,261,448
<u>Institutional Support</u>				
College of Education	1	\$19,112	1	\$19,112
Information Technology	1	\$189,933	0	\$0
Office of the Provost	1	\$75,000	1	\$75,000
Total	3	\$284,045	2	\$94,112
<u>Instruction</u>				
Caudill College of Arts/Humanities/Social Sciences	10	\$125,418	8	\$115,531
Center for Adult Education and College Access	13	\$2,645,360	13	\$2,779,205
College of Business and Technology	3	\$149,886	2	\$35,250
College of Education	10	\$2,053,496	8	\$1,774,528
College of Science	2	\$126,000	2	\$154,500
Office of Research and Sponsored Programs	1	\$18,000	1	\$18,000
Total	39	\$5,118,160	34	\$4,877,014
<u>Public Service</u>				
Caudill College of Arts/Humanities/Social Sciences	29	\$1,430,999	29	\$1,425,624
Center for Adult Education and College Access	6	\$755,536	6	\$790,306
Center for Regional Engagement	5	\$492,500	4	\$392,500
College of Education	2	\$116,000	0	\$0
College of Science	2	\$1,046,493	2	\$1,046,493
Division of Administrative and Fiscal Services	4	\$101,229	3	\$41,659
Office of Research and Sponsored Programs	2	\$495,000	2	\$495,000
Office of Student Success	1	\$2,000	1	\$3,000
Office of University Advancement	2	\$146,332	2	\$146,332
Total	53	\$4,586,089	49	\$4,340,914

	<u>Proposals Submitted</u>	<u>Amount Submitted</u>	<u>Proposals Funded</u>	<u>Amount Funded</u>
<u>Research - Applied</u>				
Caudill College of Arts/Humanities/Social Sciences	2	\$43,000	2	\$43,000
College of Business and Technology	1	\$710,010	0	\$0
College of Education	1	\$365,057	0	\$0
College of Science	18	\$1,434,712	6	\$55,207
Space Science Center	11	\$11,222,359	9	\$1,701,618
Total	33	\$13,775,138	17	\$1,799,825
<u>Research - Basic</u>				
Caudill College of Arts/Humanities/Social Sciences	3	\$186,483	1	\$50,000
College of Business and Technology	1	\$48,100	0	\$0
College of Science	4	\$552,847	3	\$549,337
Space Science Center	1	\$240,000	1	\$240,000
Total	9	\$1,027,430	5	\$839,337
<u>Student Financial Aid</u>				
College of Education	1	\$5,200	1	\$10,000
Office of Academic Programs	1	\$1,264,771	1	\$1,264,771
Total	2	\$1,269,971	2	\$1,274,771
Total				
<u>Student Services</u>				
Center for Adult Education and College Access	5	\$1,845,078	5	\$1,891,206
College of Education	1	\$3,000	1	\$3,000
Office of Athletics	1	\$2,790	1	\$2,790
Office of the President	1	\$10,880	1	\$21,522
Total	8	\$1,861,748	8	\$1,918,518
Grand Total	171	\$30,821,619	136	\$16,405,939

**EXTERNAL PROPOSALS SUBMITTED AND FUNDED
BY ACADEMIC OR ADMINISTRATIVE UNIT
July 1, 2016 through June 30, 2017**

<i>Title</i>	<i>Project Director(s)</i>	<i>Funding Source</i>	<i>Amount Submitted</i>	<i>Amount Funded</i>
<i>Caudill College of Arts/Humanities/Social Sciences</i>				
<u>Art and Design</u>				
Making Our Mark: Past, Present & Future	Jennifer Reis	Great Meadows Foundation	\$1,600	\$1,600
Total			\$1,600	\$1,600
<u>Communication, Media and Languages</u>				
A Human Behavioral Approach to Reducing the Impact of Livestock Pest or Disease Incursions of Socio-Economic Importance	Morgan Getchell	U.S. Department of Agriculture via Univ VT & State Agr College via Univ of Central Florida	\$12,000	\$12,000
Total			\$12,000	\$12,000
<u>English</u>				
Morehead Writing Project	Deanna Mascle	Kentucky Department of Education	\$40,488	\$40,488
Scale Up the College-Ready Writers Program	Deanna Mascle	U.S. Department of Education via National Writing Project	\$20,000	\$20,000
SEED Invitational Leadership Institute	Deanna Mascle	U.S. Department of Education via National Writing Project	\$15,000	\$15,000
National Writing Project Innovators LRNG Challenge	Deanna Mascle	U.S. Department of Education via National Writing Project	\$20,000	\$20,000
CCLD-ALP	Alison Hruby	University of Kentucky Research Foundation	\$57,324	\$57,324
KBRIN Post-Doc/Technician Support	Kathryn Carlson	National Institutes of Health via University of Louisville Research Foundation	\$31,000	\$31,000
Total			\$183,812	\$183,812

<i>Title</i>	<i>Project Director(s)</i>	<i>Funding Source</i>	<i>Amount Submitted</i>	<i>Amount Funded</i>
<u>History, Philosophy, International and Legal Stds</u>				
"Hesiod's Works and Days" Reading Group	Gregory McBrayer	John Templeton Foundation Institute for Humane Studies	\$2,300	\$2,300
Total			\$2,300	\$2,300

<i>Title</i>	<i>Project Director(s)</i>	<i>Funding Source</i>	<i>Amount Submitted</i>	<i>Amount Funded</i>
<u>Sociology, Social Work and Criminology</u>				
Floyd County Drug Court Evaluation	Lisa Shannon	U.S. Department of Health and Human Services via KY Administrative Office of the Courts	\$65,000	\$62,125
Letcher County Drug Court Evaluation	Lisa Shannon	U.S. Department of Health and Human Services via KY Administrative Office of the Courts	\$65,000	\$65,000
Christian County Veterans Treatment Court	Lisa Shannon	U.S. Department of Justice via KY Administrative Office of the Courts	\$20,000	\$20,000
Campbell County Veterans Treatment Court Evaluation	Lisa Shannon	U.S. Department of Justice via KY Administrative Office of the Courts	\$20,000	\$20,000
Johnson, Martin, and Lawrence Counties Drug Court Evaluation	Lisa Shannon	U.S. Department of Justice via KY Administrative Office of the Courts	\$15,000	\$15,000
MCCC-ORP Evaluation - Project AWARE	Lisa Shannon Shondrah Nash	U.S. Department of Health and Human Services via Mountain Comprehensive Care Center	\$12,500	\$12,500
Kentucky Drug Court Statewide Outcome Evaluation	Lisa Shannon	U.S. Department of Justice via KY Administrative Office of the Courts	\$34,247	\$34,247
38th Judicial District DUI Court Evaluation	Lisa Shannon	U.S. Department of Justice via KY Administrative Office of the Courts	\$20,000	\$20,000
Fayette County Veteran's Treatment Court	Lisa Shannon	U.S. Department of Justice via KY Administrative Office of the Courts	\$20,000	\$20,000
Treatment Drug Court Service Enhancement Project - Muhlenberg County	Lisa Shannon	U.S. Department of Health and Human Services	\$45,000	\$45,000

<i>Title</i>	<i>Project Director(s)</i>	<i>Funding Source</i>	<i>Amount Submitted</i>	<i>Amount Funded</i>
		via KY Administrative Office of the Courts		
Treatment Drug Court Service Enhancement Project - Allen and Simpson Counties	Lisa Shannon	U.S. Department of Health and Human Services	\$62,700	\$62,700
		via KY Administrative Office of the Courts		
Treatment Drug Court Service Enhancement Project - Christian County	Lisa Shannon	U.S. Department of Health and Human Services	\$55,250	\$55,250
		via KY Administrative Office of the Courts		
Treatment Drug Court Service Enhancement Project - 18th Judicial District	Lisa Shannon	U.S. Department of Health and Human Services	\$62,700	\$62,700
		via KY Administrative Office of the Courts		
Treatment Drug Court Service Enhancement Project - Hopkins County	Lisa Shannon	U.S. Department of Health and Human Services	\$55,250	\$52,750
		via KY Administrative Office of the Courts		
Treatment Drug Court Service Enhancement Project - Fayette County	Lisa Shannon	U.S. Department of Health and Human Services	\$65,000	\$65,000
		via KY Administrative Office of the Courts		
Treatment Drug Court Service Enhancement Project - Perry County	Lisa Shannon	U.S. Department of Health and Human Services	\$65,000	\$65,000
		via KY Administrative Office of the Courts		
Treatment Drug Court Service Enhancement Project - McCracken County	Lisa Shannon	U.S. Department of Health and Human Services	\$65,000	\$65,000
		via KY Administrative Office of the Courts		
MCCC-Big Sandy Assisted Outpatient Treatment Program (AOT)	Lisa Shannon	U.S. Department of Health and Human Services	\$68,695	\$68,695
		via Mountain Comprehensive Care Center		
MCCC Family Violence Prevention and Services	Lisa Shannon Shondrah Nash	U.S. Department of Health and Human Services	\$67,461	\$67,461

<i>Title</i>	<i>Project Director(s)</i>	<i>Funding Source</i>	<i>Amount Submitted</i>	<i>Amount Funded</i>
		via Mountain Comprehensive Care Center		
MCCC-National Child Traumatic Stress Initiative (CTS)	Lisa Shannon Shondrah Nash	U.S. Department of Health and Human Services via Mountain Comprehensive Care Center	\$75,000	\$75,000
VOALA Targeted Capacity Expansion (TCE) HIV Project	Lisa Shannon	U.S. Department of Health and Human Services via Volunteers of America of Los Angeles	\$50,000	\$50,000
VOALA Veterans Recovery Program - GHBI	Lisa Shannon	U.S. Department of Health and Human Services via Volunteers of America of Los Angeles	\$50,000	\$50,000
VOALA Los Angeles Minority AIDS Integrated Continuum of Care Project - VOALA MAI	Lisa Shannon	U.S. Department of Health and Human Services via Volunteers of America of Los Angeles	\$50,000	\$50,000
Southern California Alcohol Drug Programs - La Casita Project - PPW	Lisa Shannon	U.S. Department of Health and Human Services via Southern California Alcohol Drug Programs - La Casita Project	\$50,000	\$50,000
Southern California Alcohol Drug Programs - TCE-HIV: High Risk Populations Program	Lisa Shannon	U.S. Department of Health and Human Services via Southern California Alcohol Drug Programs - La Casita Project	\$50,000	\$50,000
VOALA Hollywood Veteran Treatment Center Enhancement	Lisa Shannon	U.S. Department of Health and Human Services via Volunteers of America of Los Angeles	\$30,000	\$30,000
MCCC - Cooperative Agreements Benefitting Homeless Individuals (CABHI)	Lisa Shannon	U.S. Department of Health and Human Services via Mountain Comprehensive Care Center	\$48,100	\$48,100

<i>Title</i>	<i>Project Director(s)</i>	<i>Funding Source</i>	<i>Amount Submitted</i>	<i>Amount Funded</i>
Cornerstone Integrated Services Project (CISP)	Elizabeth Perkins	U.S. Department of Health and Human Services via Volunteers of America of Utah	\$50,000	\$50,000
Training Resource Center	Tammy Logan Latonya Hesterberg	U.S. Department of Health and Human Services via Eastern Kentucky University & KY Cabinet for HFS	\$94,096	\$94,096
VOALA SHAWL	Lisa Shannon	U.S. Department of Health and Human Services via Volunteers of America of Los Angeles	\$50,000	\$50,000
Morehead State University Public Child Welfare Certification Program - Morehead Campus	Lynn Geurin	U.S. Department of Health and Human Services via Eastern Kentucky University	\$10,192	\$10,192
Morehead State University Public Child Welfare Certification Program - Ashland Campus	Lynn Geurin	U.S. Department of Health and Human Services via Eastern Kentucky University	\$9,417	\$9,417
Morehead State University Public Child Welfare Certification Program - Mt. Sterling Campus	Lynn Geurin	U.S. Department of Health and Human Services via Eastern Kentucky University	\$9,417	\$9,417
Morehead State University Public Child Welfare Certification Program - Prestonsburg Campus	Lynn Geurin	U.S. Department of Health and Human Services via Eastern Kentucky University	\$9,417	\$9,417
Total			\$1,519,442	\$1,514,067
Unit Total			\$1,719,154	\$1,713,779

<i>Title</i>	<i>Project Director(s)</i>	<i>Funding Source</i>	<i>Amount Submitted</i>	<i>Amount Funded</i>
<i>Center for Adult Education and College Access</i>				
<u>Adult Learning Center</u>				
Morehead State University at Bath County Adult Education Center	Eva Henderson	U.S. Department of Education via Kentucky Council on Postsecondary Education	\$83,014	\$83,261
Morehead State University at Powell County Adult Education Center	Eva Henderson	U.S. Department of Education via Kentucky Council on Postsecondary Education	\$97,440	\$97,073
Morehead State University at West Liberty Adult Education Center	Eva Henderson	U.S. Department of Education via Kentucky Council on Postsecondary Education	\$136,227	\$135,714
Morehead State University at Montgomery County Adult Education Center	Eva Henderson	U.S. Department of Education via Kentucky Council on Postsecondary Education	\$175,573	\$174,911
Morehead State University at Wolfe County Adult Education Center	Eva Henderson	U.S. Department of Education via Kentucky Council on Postsecondary Education	\$84,288	\$83,970
Morehead State University Adult Learning Center	Eva Henderson	U.S. Department of Education via Kentucky Council on Postsecondary Education	\$128,615	\$135,023
Total			\$705,157	\$709,952
<u>Commonwealth Educational Opportunity Center</u>				
Educational Opportunity Center (Northeast)	Thomas Rowland	U.S. Department of Education	\$462,996	\$474,571
Educational Opportunity Center (Southeast)	Thomas Rowland	U.S. Department of Education	\$236,900	\$242,823
Total			\$699,896	\$717,394

<i>Title</i>	<i>Project Director(s)</i>	<i>Funding Source</i>	<i>Amount Submitted</i>	<i>Amount Funded</i>
<u>MSU Corps</u>				
MSU Corps	Mary Claire Williams	Corporation for National and Community Service via Kentucky Cabinet for Health and Family Services	\$402,897	\$402,900
Total			\$402,897	\$402,900
<u>Office of the Assistant Vice President</u>				
GEAR UP Kentucky 3.0	Dan Connell	U.S. Department of Education via Kentucky Council on Postsecondary Education	\$60,000	\$115,000
GEAR UP Summer Academy	Dan Connell	U.S. Department of Education Kentucky Council on Postsecondary Education	\$56,754	\$60,000
Adult Education Academy for Professional Development	Dan Connell	U.S. Department of Education via Kentucky Council on Postsecondary Education	\$342,026	\$442,026
Total			\$458,780	\$617,026
<u>Retired Senior Volunteer Program</u>				
Retired and Senior Volunteer Program	Teresa Judd	Corporation for National and Community Service	\$81,924	\$81,924
Retired Senior Volunteer Program-Expansion	Teresa Judd	Corporation for National and Community Service	\$125,000	\$103,767
Kentucky Senior Medicare Patrol Project - Capacity Building	Teresa Judd	U.S. Department of Health and Human Services via Louisville Metro Government	\$34,000	\$35,000
Total			\$240,924	\$220,691
<u>Student Support Services</u>				
Student Support Services Program	Shellie Hallock	U.S. Department of Education	\$340,222	\$348,728
Total			\$340,222	\$348,728

<i>Title</i>	<i>Project Director(s)</i>	<i>Funding Source</i>	<i>Amount Submitted</i>	<i>Amount Funded</i>
<u>Talent Search</u>				
The Living Classroom Education Adventure	Annette Hines	Cincinnati Zoo & Botanical Garden	\$3,300	\$3,300
Educational Talent Search II	Sharon Williams	U.S. Department of Education	\$326,400	\$334,560
Educational Talent Search I	Sharon Williams	U.S. Department of Education	\$478,560	\$490,524
Total			\$808,260	\$828,384
<u>Today's Youth</u>				
Today's Youth	Sharon Reynolds	U.S. Department of Labor via Buffalo Trace Area Development District	\$162,500	\$162,500
Total			\$162,500	\$162,500
<u>Upward Bound</u>				
Upward Bound Math and Science-North	Jennifer Cady	U.S. Department of Education	\$270,375	\$270,375
Upward Bound East	Jennifer Cady	U.S. Department of Education	\$303,131	\$310,709
Upward Bound Central	Jennifer Cady	U.S. Department of Education	\$601,371	\$616,405
Upward Bound Math and Science-South	Jennifer Cady	U.S. Department of Education	\$257,500	\$263,938
Upward Bound Summer Food Service	Ashley Cooper	U.S. Department of Agriculture via Kentucky Department of Education	\$51,715	\$51,715
Total			\$1,484,092	\$1,513,142
Unit Total			\$5,302,728	\$5,520,717

Center for Regional Engagement

Center for Regional Engagement

Kentucky Innovation Network	Jeffrey Marshall	Kentucky Cabinet for Economic Development via Kentucky Science and Technology Corporation	\$210,000	\$210,000
Total			\$210,000	\$210,000

<i>Title</i>	<i>Project Director(s)</i>	<i>Funding Source</i>	<i>Amount Submitted</i>	<i>Amount Funded</i>
<u>Small Business Development Center</u>				
MSU Small Business Development Center Women's Business Symposium 2017	Michelle Spriggs	TMMK	\$2,000	\$2,000
East Kentucky Small Business Development Center (Morehead, Pikeville, Ashland)	Mark Murphy	University of Kentucky Research Foundation	\$140,000	\$140,000
East Kentucky Small Business Development Center (Morehead, Pikeville, Ashland)	Mark Murphy	University of Kentucky Research Foundation	\$40,500	\$40,500
Total			\$182,500	\$182,500
Unit Total			\$392,500	\$392,500
<u>College of Business and Technology</u>				
<u>Public Management and Government</u>				
Bluegrass State Intelligence Studies Centers of Academic Excellence	Michael Hail	U.S. Department of Defense via Eastern Kentucky University	\$69,677	\$69,677
Total			\$69,677	\$69,677
<u>School of Business Administration</u>				
Morehead State University Real Estate Studies Program	Michael Harford	Kentucky Real Estate Commission	\$44,244	\$15,000
Idea State U Competition	Janet Ratliff	Kentucky Cabinet for Economic Development via Kentucky Science and Technology Corporation	\$22,750	\$22,750
Total			\$66,994	\$37,750
<u>School of Engineering and Information Systems</u>				
Gene Haas Foundation IMTS 2016 SCHOLARSHIP	Sam Mason	Gene Haas Foundation	\$1,000	\$1,000
Field Based Teacher Education	Steve Stubbs	U.S. Department of Education via Kentucky Department of Education	\$20,250	\$20,250
Total			\$21,250	\$21,250
Unit Total			\$157,921	\$128,677

<i>Title</i>	<i>Project Director(s)</i>	<i>Funding Source</i>	<i>Amount Submitted</i>	<i>Amount Funded</i>
<i>College of Education</i>				
<u><i>Early Childhood, Elementary and Special Education</i></u>				
Preparing Early Educators in Appalachian Kentucky (PEEAK)	Elizabeth McLaren Julie Rutland	U.S. Department of Education	\$248,040	\$248,040
Kentucky Reading Project	Melinda Willis	University of Kentucky Research Foundation	\$58,100	\$58,000
CCLD-Read to Achieve (RTA)	Melinda Willis	University of Kentucky Research Foundation Kentucky Department of Education	\$14,634	\$14,634
NKU KCM Regional Coordinator	Edna Schack	Northern Kentucky University	\$70,149	\$70,149
Total			\$390,923	\$390,823
<u><i>Middle Grades and Secondary Education</i></u>				
Morehead State University Noyce Program: Secondary Teachers of Mathematics and Science in Rural Districts	David Long David Eisenhour	National Science Foundation	\$1,199,908	\$1,199,963
PRIDE Environmental Education	April Reefer	Appalachian Regional Commission via Eastern Kentucky PRIDE	\$1,660	\$1,660
MSU's Carbon Pocket Park	April Reefer	Kentucky Division of Waste Management	\$19,112	\$19,112
Total			\$1,220,680	\$1,220,735

<i>Title</i>	<i>Project Director(s)</i>	<i>Funding Source</i>	<i>Amount Submitted</i>	<i>Amount Funded</i>
<u>Office of the Dean</u>				
Student Technology Leadership Program Showcase	Krista Barton	Kentucky Department of Education	\$3,000	\$3,000
Building Math in CTE: Computational Thinking and Construction.	Krista Barton Joyce Stubbs Michael Dobranski Gabria Sexton Steve Stubbs	Kentucky Council on Postsecondary Education via U.S. Department of Education	\$130,000	\$130,000
SOAR-STEM Teacher Leader/National Board Project	Christopher Miller Belinda Hitch Michael Kessinger Jeannie Justice Rachel Rogers-Blackwell Christopher Beckham	Kentucky Council on Postsecondary Education via U.S. Department of Education	\$130,000	\$130,000
Teacher Leader STEM Camp Masters Course	Christopher Miller	Toyota Foundation	\$259,696	\$197,160
SOAR-STEM	Christopher Miller	Appalachian Regional Commission	\$497,305	\$497,305
Teacher Leader Master of Arts Track Development	Christopher Miller	Kentucky Council on Postsecondary Education	\$10,000	\$10,000
Total			\$1,030,001	\$967,465
<u>Teacher Education Services</u>				
Kentucky Teacher Internship Program - CTE	Kathy Frederick	Kentucky Department of Education via Education Professional Standards Board	\$2,807	\$2,807
Minority Educator Recruitment and Retention	Kathy Frederick	Kentucky Department of Education	\$5,200	\$10,000
Kentucky Teacher Internship Program	Kathy Frederick	Kentucky Department of Education	\$63,909	\$63,909
Total			\$71,916	\$76,716
Unit Total			\$2,713,520	\$2,655,739

<i>Title</i>	<i>Project Director(s)</i>	<i>Funding Source</i>	<i>Amount Submitted</i>	<i>Amount Funded</i>
College of Science				
<u>Agricultural Sciences</u>				
Professional Development for Teacher Educators	Joyce Stubbs	U.S. Department of Education via Kentucky Department of Education	\$6,000	\$4,500
Gro-Tec G-Manna-Cel Supplementation in a Commercial Beef Mineral Program	Patricia Harrelson	Gro-Tec Incorporated	\$6,875	\$6,875
Gro-Tec G-Manna-Cel Supplementation in a Commercial Beef Mineral Program	Patricia Harrelson	Neogen Corporation	\$86	\$86
Vocational and Applied Technology Education - Nursing	Joyce Stubbs	U.S. Department of Education via Kentucky Education and Workforce Development Cabinet	\$12,199	\$12,199
Vocational and Applied Technology Education - Imaging Sciences	Joyce Stubbs	U.S. Department of Education via Kentucky Education and Workforce Development Cabinet	\$12,199	\$12,199
Vocational and Applied Technology Education - Veterinary Science	Joyce Stubbs	U.S. Department of Education via Kentucky Education and Workforce Development Cabinet	\$12,199	\$15,250
Vocational and Applied Technology Education - Office of the Dean - College of Science	Joyce Stubbs	U.S. Department of Education via Kentucky Education and Workforce Development Cabinet	\$1,925	\$1,925
Total			\$51,483	\$53,034

<i>Title</i>	<i>Project Director(s)</i>	<i>Funding Source</i>	<i>Amount Submitted</i>	<i>Amount Funded</i>
<u>Biology and Chemistry</u>				
State Principal Microbiology Laboratory	Geoffrey Gearner	U.S. Environmental Protection Agency via Kentucky Energy and Environment Cabinet	\$29,531	\$29,531
Effect of Microgravity on the Contraction and Cytoskeletal Remodeling in the A7r5	Michael Fultz	National Aeronautics and Space Administration via Kentucky Space Grant Consortium	\$14,980	\$14,980
Mechanisms of Action of UmuD in Regulating DNA Damage-Induced Genes in a umuC- Deficient Bacterium	Janelle Hare	National Institutes of Health	\$419,973	\$419,973
KBRIN Program Lead Faculty	Janelle Hare	National Institutes of Health via University of Louisville Research Foundation (KBRIN)	\$20,733	\$20,733
Total			\$485,217	\$485,217
<u>Earth and Space Science</u>				
X-ray flux of the Narrow-Line Seyfert 1 galaxy WPVS 007 during a high UV flux state	Dirk Grupe	Smithsonian Center for Astrophysics	\$13,320	\$13,320
Pollen and Fungal Spores in Holocene Terrace Deposits: Evidence for Ecosystem Change Following the Medieval Warm Period	Jennifer O'Keefe	National Science Foundation via Kentucky NSF EPSCoR	\$18,606	\$18,606
Total			\$31,926	\$31,926
<u>Mathematics and Physics</u>				
Monitoring Night Sky Brightness with Sky Quality Meters	Jennifer Birriel	Fund for Astrophysical Research	\$1,340	\$1,340
Total			\$1,340	\$1,340
<u>Nursing</u>				
Bingocize®: An evidence-based health promotion program to improve the quality of life of Kentucky nursing home residents	Nathania Bush	National Institutes of Health via Cabinet for Health and Family Services via WKU	\$5,000	\$11,784
Total			\$5,000	\$11,784

<i>Title</i>	<i>Project Director(s)</i>	<i>Funding Source</i>	<i>Amount Submitted</i>	<i>Amount Funded</i>
<u>Office of the Dean</u>				
Equine Trust	Wayne Miller	Kentucky Council on Postsecondary Education	\$120,000	\$150,000
Development of a Physical Therapy Program	Wayne Miller	St. Claire Regional Medical Center	\$50,000	\$50,000
Physician Assistant Program	Wayne Miller	University of Kentucky	\$75,941	\$75,941
Total			\$245,941	\$275,941
<u>Psychology</u>				
Carl D. Perkins Vocational Training Center-MSU Partnership Grant	Bruce Mattingly	U.S. Department of Education via Kentucky Education Cabinet	\$1,016,962	\$1,016,962
KBRIN Program Coordination	Bruce Mattingly	National Institutes of Health via University of Louisville Research Foundation (KBRIN)	\$108,631	\$108,631
Total			\$1,125,593	\$1,125,593
Unit Total			\$1,946,500	\$1,984,835

Division of Administrative and Fiscal Services

Environmental Health and Safety

Morehead State University Bicycle and Pedestrian Safety Program	Holly Niehoff	Kentucky Transportation Cabinet	\$19,550	\$15,000
2016-17 Eastern Kentucky PRIDE Environmental Education Grant	Holly Niehoff	Appalachian Regional Commission via Kentucky Energy and Environment Cabinet	\$2,239	\$2,219
2017-18 KY Pride Recycling Project	Holly Niehoff	Kentucky Division of Waste Management	\$24,440	\$24,440
Unit Total			\$46,229	\$41,659

Office of Academic Programs

Financial Aid

Student Financial Assistance Programs	Denise Trusty	U.S. Department of Education	\$1,264,771	\$1,264,771
Unit Total			\$1,264,771	\$1,264,771

<i>Title</i>	<i>Project Director(s)</i>	<i>Funding Source</i>	<i>Amount Submitted</i>	<i>Amount Funded</i>
<i>Office of Athletics</i>				
<u>Office of Athletics</u>				
National Rifle Association Foundation	Alan Joseph	National Rifle Association	\$2,790	\$2,790
Unit Total			\$2,790	\$2,790

Office of Research and Sponsored Programs

Office of Research and Sponsored Programs

CPE Sponsored Conferences	Janet Cline	Kentucky Council on Postsecondary Education	\$390,000	\$390,000
Adult Education Professional Development	Scott Niles	U.S. Department of Education via Kentucky Council on Postsecondary Education	\$105,000	\$105,000
Youth Career Connect Summer Camp	Krys Lynam	Kentucky Educational Development Corporation (KEDC)	\$18,000	\$18,000
Unit Total			\$513,000	\$513,000

Office of Student Success

Police Department

Law Enforcement Overtime Project	Mark Stidam	National Highway Safety Administration via Kentucky Transportation Cabinet	\$2,000	\$3,000
Unit Total			\$2,000	\$3,000

Office of the President

Office of Diversity

Governor's Minority Student College Preparation Program	Charles Holloway	Kentucky Council on Postsecondary Education	\$10,880	\$21,522
Unit Total			\$10,880	\$21,522

<i>Title</i>	<i>Project Director(s)</i>	<i>Funding Source</i>	<i>Amount Submitted</i>	<i>Amount Funded</i>
<i>Office of the Provost</i>				
<u><i>Institutional Effectiveness</i></u>				
MSU Predictive Analytics Initiative	Jill Ratliff	Kentucky Council on Postsecondary Education	\$75,000	\$75,000
Unit Total			\$75,000	\$75,000
<i>Office of University Advancement</i>				
<u><i>Cultural Outreach and Preservation Education</i></u>				
Radio Community Service Grant - Restricted	Paul Hitchcock	Corporation for Public Broadcasting	\$31,961	\$31,961
Radio Community Service Grant - Unrestricted	Paul Hitchcock	Corporation for Public Broadcasting	\$114,371	\$114,371
Unit Total			\$146,332	\$146,332

<i>Title</i>	<i>Project Director(s)</i>	<i>Funding Source</i>	<i>Amount Submitted</i>	<i>Amount Funded</i>
<i>Space Science Center</i>				
<u>Space Science Center</u>				
Bi-sat Observations of the Lunar Atmosphere above Swirls (BOLAS): Tethered Smallsat Investigation of Hydration and Space Weathering Processes at the Moon	Benjamin Malphrus	National Aeronautics and Space Administration	\$99,998	\$99,998
PRISM: Phobos Regolith Ion Sample Mission	Benjamin Malphrus	National Aeronautics and Space Administration	\$99,998	\$99,998
Primitive Object Volatile Explorer (PrOVE)	Benjamin Malphrus	National Aeronautics and Space Administration University of Maryland	\$54,001	\$54,001
Inflatable Antenna Test	Benjamin Malphrus	National Aeronautics and Space Administration Jet Propulsion Laboratory	\$26,136	\$26,136
Exomedicine Center for Applied Technology in Appalachian Kentucky	Benjamin Malphrus	National Aeronautics and Space Administration	\$299,999	\$300,000
Cosmic X-ray Background NANOSAT-2 (CXBN-2) CubeSat Launch Opportunity	Benjamin Malphrus	National Aeronautics and Space Administration	\$240,000	\$240,000
Lunar IceCube	Benjamin Malphrus	National Aeronautics and Space Administration	\$540,872	\$540,872
Auroral Emission Radio Observer (AERO)	Benjamin Malphrus	National Aeronautics and Space Administration via MIT Haystack Observatory	\$36,964	\$261,964
NASA SBIR Phase I: High Strain Deployable Radiators for CubeSats	Benjamin Malphrus	National Aeronautics and Space Administration Roccor, LLC	\$6,275	\$6,275
Lunar Cube for Deep Space Science	Benjamin Malphrus Robert Kroll Kevin Brown Jeffrey Kruth Eric Thomas Michael Combs	National Aeronautics and Space Administration via Busek	\$227,374	\$312,374
Unit Total			\$1,631,617	\$1,941,618

<i>Title</i>	<i>Project Director(s)</i>	<i>Funding Source</i>	<i>Amount Submitted</i>	<i>Amount Funded</i>
Grand Total			\$15,924,942	\$16,405,939