

# Morehead State University

## 2021-22 Profile



The **Office of Planning, Performance and Effectiveness (OPPE)** is happy to announce the **Morehead State University Profile** is now interactive!

In this series of interactive Tableau dashboards, you will find data on Morehead State University's students, faculty and staff that previously appeared in .pdf format on the Institutional Research and Analysis website.

With the flexibility of Tableau, users will now have ability to disaggregate data using filters on most\* dashboard tabs to create a customized view of the data. *\*NOTE: Some data (salary, financial aid) is static and will not be able to be filtered.*

If you have not used Tableau dashboards, please see our helpful **Tips & Tricks** (located in the next tab) in order to optimize your data experience!

**Time Table for contents to update:**

The interactive Profile will be updated between March and September. A final pdf will be posted when all data is final.

Updated: September 8, 2022

# Morehead State University

## 2021-22 Profile - Tips & Tricks

### TIPS & TRICKS

#### **Tabs within the Workbook**

Tableau dashboards most often contain multiple sheets of information. You may scroll through the different data topics by clicking on each of the tabs at the top of the workbook. Each tab represents a specific data view—New Students, College information, Faculty data, Staff data, etc.

#### **Filtering your data view**

You can drill down into the data by using filters (located at the top of the worksheet page). Filters allow you to see data using specific criteria such as demographic information (gender, race/ethnicity), academic level, academic classification, URM status and by term (spring, fall). By using filters to narrow the scope of your selected data you will be able to achieve a dataset/data view that is tailored to your individual data needs.

#### **Tooltips give the data more detail.**

By hovering over a data point within the worksheet, you may see a tooltip. Tooltips simply provide more detail to the data points.

#### **Glossary**

One tab of the Profile workbook is a Glossary tab. In the Glossary tab, you will find definitions for common phrases and terms used within the data sheets.

# Morehead State University

## 2021-22 Profile - Foreword

### Foreword

We are pleased to share with you the **43rd** edition of the Morehead State University *Profile*. The *Profile* is an annual publication that serves as a convenient and authoritative source of detailed information about the University. The content of the *Profile* provides important demographic data about our students, faculty, and staff that is designed to provide answers to frequently asked questions from internal and external constituents about MSU. As with any comprehensive document, the information included in the *Profile* was gathered with the assistance of the university community. We would like to express our appreciation to all who contributed information.

We encourage you to use the *Profile* to enhance your knowledge and understanding of Morehead State University. As we strive to achieve the MSU vision of becoming the best public regional institution in the South, it is our intent that the data included in this publication serve as a means to assess and track our progress. The *Profile* can also be obtained online at our homepage (<https://www.moreheadstate.edu/Administration/PPE/Institutional-Research>), then choose the tab "Institutional Data."

As a point of reference, please note the following:

- 1) Student data reference points are the dates of fall enrollment and annual (July 1 - June 30) degrees conferred for official institutional reports submitted to the Kentucky Council on Postsecondary Education;
- 2) Faculty and staff data also reflect information reported each fall to the national Integrated Postsecondary Education Data System;
- 3) All other data sources are noted directly on charts or tables; and
- 4) Any modifications made at a later date to any reports used to provide these data might reflect different numbers.

While every effort is made to ensure the accuracy of the data presented in the *Profile*, errors are occasionally discovered. The campus community is encouraged to check the OIRA website (listed above) periodically for any revisions to the contents of the *Profile* in order to obtain the most accurate data available. Should you have comments or need additional information, please contact the Office of Planning, Performance & Effectiveness at (606) 783-9555 or by emailing [oira@moreheadstate.edu](mailto:oira@moreheadstate.edu).

### **The Office of Planning, Performance & Effectiveness**

Courtney Andrews, Director of Institutional Research and Analysis  
Matthew A. Baldwin, Senior Database Research Analyst  
Clarissa A. Purnell, Database Research Analyst  
Carrie Varney, Senior Database Research Analyst

You can find out more about Morehead State University by exploring the following topics:

[Accreditations](#)

[Board of Regents](#)

[Budgets](#)

[Come SOAR With US \(Strategic Plan\)](#)

[Memberships](#)

[Organization Chart \(Effective July 1 through December 31, 2022\)](#)

# Morehead State University

## 2021-22 Profile - Administration

### Board of Regents

Mr. Eric Howard, Lexington (Chair)  
 Mr. Sanford Holbrook, Mt. Olivet (Vice-Chair)  
 Mr. Adam Hinton, Flemingsburg  
 Ms. Debbie H. Long, Lexington   Mr. Craig Preece, Lovely  
 Ms. Terri Walters, Pikeville   Mr. Arthur Walker III, Mt. Sterling  
 Mr. Wayne Martin, Winchester  
 Dr. Annie Adams, Faculty Regent  
 Ms. Emily Wiley, Student Regent   Mr. Joel Pace, Staff Regent

### Office of the President

Dr. Joseph (Jay) Morgan, President  
 Ms. Jane Fitzpatrick, General Counsel  
 Dr. Caroline Atkins, Chief Diversity Officer  
 Ms. Jacqueline Graves, Secretary to the Board/Asst. General Counsel  
 Ms. Janet Hill, Internal Auditor

### Academic Affairs

|   |                           |
|---|---------------------------|
| Provost & Vice President for Academic Affairs                       | Dr. Antony (Tony) Norman  |
| Associate Provost for UG Education & Student Success                | Dr. Laurie Couch          |
| Assistant Vice President Regional Education & Outreach              | Dr. Daniel Connell        |
| Executive Director of Space Science Center Program of Distinction   | Dr. Benjamin Malphrus     |
| Registrar   | Mr. Keith Moore           |
| Director of Craft Academy for Excellence in Science & Mathematics   | Ms. Carol Christian       |
| Dean of the Caudill College of Arts, Humanities and Social Sciences | Dr. Scott Davison         |
| Dean of the College of Business and Technology                      | Dr. Johnathan Nelson      |
| Dean of the College of Education                                    | Dr. April Miller, Interim |
| Dean of the College of Science                                      | Dr. Wayne Miller          |
| Dean of Library Services  | Dr. David Gregory         |
| Director of Academic Advising and Retention                         | Ms. Michelle Barber       |
| Director of Distance Education and Instructional Design             | Mr. David Flora           |
| Director of Graduate Programs/Certification Officer                 | Dr. Susan Maxey           |
| Director of Upward Bound  | Ms. Amanda Lewis          |
| Director of Career Services   | Ms. Megan Boone           |
| Director of Research & Sponsored Programs                           | Ms. Darlene Allen         |

### Planning, Performance and Effectiveness

|   |                      |
|---|----------------------|
| Director of University Assessment               | Dr. Shannon Harr     |
| Director of Institutional Research and Analysis | Ms. Courtney Andrews |
| Director of Testing                             | Ms. Sharon Reynolds  |

### Administration & Fiscal Services & Fiscal Services

|  |                              |
|--|------------------------------|
| Vice President for Fiscal Services & Chief Financial Officer | Ms. Mary Fister-Tucker       |
| Executive Director of Budgets & Financial Planinning         | Ms. Teresa Lindgren          |
| Director of Accounting and Financial Services                | Ms. Kelli Owen               |
| Director of Human Resources                                  | Dr. Caroline Atkins, Interim |

# Morehead State University

## 2021-22 Profile - Administration

### Facilities Management & Operations

|   |                  |
|---|------------------|
| Assistant Vice President of Facilities Management | Mr. Kim Oatman   |
| Director of Procurement Services                  | Ms. Andrea Stone |
| Director of Construction & Engineering Services   | Mr. Terry White  |

### Information Technology

|   |                       |
|---|-----------------------|
| Chief Information Officer                   | Dr. Christopher Howes |
| Executive Director, Infrastructure Services | Mr. Darrell Smith     |
| Director IT Application Services            | Mr. Patrick Gonzales  |
| Director IT Customer Services               | Mr. Rick Wagoner      |

### University Advancement

|   |                              |
|---|------------------------------|
| Vice President for University Advancement                   | Mr. Rick Hesterberg, Interim |
| Assistant Vice President for Alumni Relations & Development | Ms. Melinda Highley          |
| General Manager of Morehead State Public Radio              | Mr. Paul Hitchcock           |

### Student Affairs

|   |                      |
|---|----------------------|
| Vice President for Student Affairs              | Mr. Russ Mast        |
| Assistant Vice President/Dean of Students       | Mr. Maxwell Ammons   |
| Assistant Vice President of Enrollment Services | Mr. Timothy Rhodes   |
| Chief of Police                                 | Mr. Merrell Harrison |
| Director of Athletics                           | Mr. Jaime Gordon     |
| Director of Housing & Residence Education       | Mr. Alan Rucker      |
| Director of Counseling and Health Services      | Ms. Goldie Williams  |
| Director of Financial Aid                       | Ms. Denise Trusty    |
| Director of Eagle Scholars Program              | Mr. Joel Pace        |
| Director of First Year Programs                 | Ms. Lora Pace        |
| Director of Military Initiatives                | Dr. Silas Session    |
| Deputy Director of Athletics                    | Mr. Richard Fletcher |

# Morehead State University

## 2021-22 Profile - Administration

### Caudill College of Arts, Humanities and Social Sciences

|   |  |
|---|--|
| Dean  | Dr. Scott Davison                            |
| School of English, Communication, Media & Languages   | Dr. Sylvia Henneberg, Interim Associate Dean |
| School of Humanities & Social Sciences                | Dr. Dianna Murphy, Associate Dean            |
| School of Creative Arts                               | Dr. Brian Mason, Interim Associate Dean      |
| Director of the Kentucky Center for Traditional Music | Mr. Raymond McLain                           |

### Elmer R. Smith College of Business and Technology

|   |                                   |
|---|-----------------------------------|
| Dean  | Dr. Jonathan Nelson               |
| School of Business Administration           | Dr. Sam Nataraj, Associate Dean   |
| School of Engineering & Information Systems | Dr. Ahmad Zargari, Associate Dean |
| MBA Director                                | Mr. Sam Stapleton                 |

### Ernst & Sara Lane Volgenau College of Education

|   |   |
|---|---|
| Dean  | Dr. April Miller, Interim                   |
| Department of Early Childhood, Elementary and Special Education | Dr. Timothy Simpson, Interim Associate Dean |
| Department of Middle Grades and Secondary Education             | Dr. Timothy Simpson, Interim Associate Dean |
| Department of Foundational and Graduate Studies in Education    | Dr. Timothy Simpson, Interim Associate Dean |
| Director of Educational Unit for Child Care Services            | Ms. Stephanie Akers                         |
| Quality Assurance and Accreditation                             | Dr. Kim Nettleton                           |
| MSU Teach   | Dr. Mike Dobranski                          |

### College of Science

|  |                                  |
|--|----------------------------------|
| Dean   | Dr. Wayne Miller                 |
| Department of Agricultural Sciences                              | Dr. Joyce Stubbs, Chair          |
| Department of Biology and Chemistry                              | Dr. Charles Lydeard, Chair       |
| Department of Kinesiology, Health, & Imaging Sciences            | Dr. Manual Probst, Chair         |
| Department of Mathematics  | Dr. Christopher Schroeder, Chair |
| Department of Nursing  | Dr. Lynn Parsons, Chair          |
| Department of Physics, Earth Science & Space Systems Engineering | Dr. Eric Jerde, Chair            |
| Department of Psychology   | Dr. Gregory Corso, Chair         |

# Morehead State University

## 2021-22 Profile - Overview

|                         |                |               |                        |
|-------------------------|----------------|---------------|------------------------|
| All                     | <b>College</b> | All           | <b>Department</b>      |
| <b>Major 1st or 2nd</b> | <b>URM</b>     | <b>Origin</b> | <b>Full/Part-time*</b> |
| All                     | All            | All           | All                    |
|                         |                |               | <b>Classification*</b> |
|                         |                |               | <b>Service Region</b>  |
|                         |                |               | All                    |

[Reset Filters](#)

### Enrollment Headcount (unduplicated)

|                    |              | Fall 2016     |              | Fall 2017     |              | Fall 2018     |              | Fall 2019    |              | Fall 2020    |              | Fall 2021    |              |
|--------------------|--------------|---------------|--------------|---------------|--------------|---------------|--------------|--------------|--------------|--------------|--------------|--------------|--------------|
|                    |              | Students      | FTE          | Students      | FTE          | Students      | FTE          | Students     | FTE          | Students     | FTE          | Students     | FTE          |
| Undergraduate      | Female       | 5,892         | 4,128        | 5,769         | 4,068        | 5,691         | 4,071        | 5,471        | 3,896        | 5,274        | 3,810        | 5,096        | 3,504        |
|                    | Male         | 3,862         | 2,811        | 3,896         | 2,842        | 3,709         | 2,717        | 3,493        | 2,526        | 3,347        | 2,434        | 3,218        | 2,232        |
|                    | <b>Total</b> | <b>9,754</b>  | <b>6,939</b> | <b>9,665</b>  | <b>6,910</b> | <b>9,400</b>  | <b>6,788</b> | <b>8,964</b> | <b>6,422</b> | <b>8,621</b> | <b>6,244</b> | <b>8,314</b> | <b>5,735</b> |
| Graduate           | Female       | 620           | 293          | 593           | 289          | 511           | 273          | 453          | 241          | 442          | 234          | 418          | 223          |
|                    | Male         | 374           | 192          | 326           | 175          | 289           | 156          | 243          | 136          | 244          | 132          | 252          | 141          |
|                    | <b>Total</b> | <b>994</b>    | <b>485</b>   | <b>919</b>    | <b>465</b>   | <b>800</b>    | <b>429</b>   | <b>696</b>   | <b>377</b>   | <b>686</b>   | <b>367</b>   | <b>670</b>   | <b>364</b>   |
| <b>Grand Total</b> |              | <b>10,748</b> | <b>7,423</b> | <b>10,584</b> | <b>7,375</b> | <b>10,200</b> | <b>7,216</b> | <b>9,660</b> | <b>6,799</b> | <b>9,307</b> | <b>6,611</b> | <b>8,984</b> | <b>6,100</b> |

### First-Time UG Degree-seeking Students & Average ACT (unduplicated)\*\*

|                    |  | Fall 2016    |             | Fall 2017    |             | Fall 2018    |             | Fall 2019    |             | Fall 2020    |             | Fall 2021    |             |
|--------------------|--|--------------|-------------|--------------|-------------|--------------|-------------|--------------|-------------|--------------|-------------|--------------|-------------|
|                    |  | Students     | Avg ACT     | Students     | Avg ACT     | Students     | Avg ACT     | Students     | Avg ACT     | Students     | Avg ACT     | Students     | Avg ACT     |
| Female             |  | 805          | 22.8        | 797          | 22.9        | 920          | 22.8        | 813          | 22.7        | 715          | 22.5        | 748          | 22.0        |
| Male               |  | 516          | 23.3        | 536          | 23.3        | 553          | 23.6        | 502          | 23.8        | 484          | 23.8        | 436          | 23.1        |
| <b>Grand Total</b> |  | <b>1,321</b> | <b>23.0</b> | <b>1,333</b> | <b>23.1</b> | <b>1,473</b> | <b>23.1</b> | <b>1,315</b> | <b>23.1</b> | <b>1,199</b> | <b>23.0</b> | <b>1,184</b> | <b>22.4</b> |

### Student Credit Hours Trend (unduplicated)

|                    |              | Fall 2016      | Fall 2017      | Fall 2018      | Fall 2019      | Fall 2020     | Fall 2021     |
|--------------------|--------------|----------------|----------------|----------------|----------------|---------------|---------------|
| Undergraduate      | Female       | 61,918         | 61,022         | 61,059         | 58,446         | 57,150        | 52,556        |
|                    | Male         | 42,161         | 42,635         | 40,760         | 37,891         | 36,511        | 33,476        |
|                    | <b>Total</b> | <b>104,079</b> | <b>103,657</b> | <b>101,819</b> | <b>96,337</b>  | <b>93,661</b> | <b>86,032</b> |
| Graduate           | Female       | 3,519          | 3,472          | 3,275          | 2,891          | 2,810         | 2,678         |
|                    | Male         | 2,299          | 2,103          | 1,867          | 1,628          | 1,588         | 1,692         |
|                    | <b>Total</b> | <b>5,818</b>   | <b>5,575</b>   | <b>5,142</b>   | <b>4,519</b>   | <b>4,398</b>  | <b>4,370</b>  |
| <b>Grand Total</b> |              | <b>109,897</b> | <b>109,232</b> | <b>106,961</b> | <b>100,856</b> | <b>98,059</b> | <b>90,402</b> |

### Annual Degrees Awarded Trend\*

|                    |                  | 2017-18      | 2018-19      | 2019-20      | 2020-21      | 2021-22      |
|--------------------|------------------|--------------|--------------|--------------|--------------|--------------|
| Female             | Associate        | 118          | 125          | 124          | 121          | 134          |
|                    | Bachelor         | 779          | 774          | 683          | 713          | 680          |
|                    | Masters          | 174          | 184          | 176          | 122          | 130          |
|                    | Specialist       | 10           | 14           | 6            | 10           | 12           |
|                    | Doctoral - other | 4            | 8            | 8            | 12           | 12           |
|                    | <b>Total</b>     | <b>1,085</b> | <b>1,105</b> | <b>997</b>   | <b>978</b>   | <b>968</b>   |
| Male               | Associate        | 22           | 33           | 29           | 19           | 16           |
|                    | Bachelor         | 529          | 486          | 456          | 440          | 422          |
|                    | Masters          | 107          | 95           | 90           | 82           | 77           |
|                    | Specialist       | 8            | 6            | 9            | 6            | 8            |
|                    | Doctoral - other | 12           | 5            | 4            | 5            | 8            |
|                    | <b>Total</b>     | <b>678</b>   | <b>625</b>   | <b>588</b>   | <b>552</b>   | <b>531</b>   |
| <b>Grand Total</b> |                  | <b>1,763</b> | <b>1,730</b> | <b>1,585</b> | <b>1,530</b> | <b>1,499</b> |

\*Full/Part-time and Classification does not filter the degrees information  
 \*\*Average ACT Scores are suppressed for student counts less than ten (10)



# Morehead State University

## 2021-22 Profile - Enrollment-Majors

|                     |            |                  |                |                |                    |               |  |
|---------------------|------------|------------------|----------------|----------------|--------------------|---------------|--|
| College             | Department | Major 1st or 2nd | Academic Level | Full/Part-time | First-time Student |               |  |
| All                 | All        | All              | All            | All            | All                | Reset Filters |  |
| First-time Transfer | Gender     | URM              | Age Band       | Classification | Origin             | Location      |  |
| All                 | All        | All              | All            | All            | All                | All           |  |

### Enrollments (first and second major)

College: All Department: All

|  |   | Fall 2016  | Fall 2017  | Fall 2018  | Fall 2019  | Fall 2020  | Fall 2021  |
|--|---|------------|------------|------------|------------|------------|------------|
| A 00.0000 -  | Undecided, Associate Degree - Science     | 2          | 1          | 3          |            | 1          | 2          |
|  | <b>Total</b>                              | <b>2</b>   | <b>1</b>   | <b>3</b>   |            | <b>1</b>   | <b>2</b>   |
| A 01.8301 - Veterinary/Animal Health Technology/Technici..                           | Veterinary Technology                     | 56         | 56         | 32         | 51         | 52         | 35         |
|  | <b>Total</b>                              | <b>56</b>  | <b>56</b>  | <b>32</b>  | <b>51</b>  | <b>52</b>  | <b>35</b>  |
| A 15.0000 - Engineering Technologies/Technicians, General.                           | Engineering Tech-Career & Tech            | 1          | 1          | 2          | 3          | 5          | 1          |
|  | Engineering Tech-Con Mgt & Civ            | 4          | 3          |            | 5          | 3          | 3          |
|  | Engineering Tech-Des & Manufac            | 3          | 3          | 1          | 1          |            | 2          |
|  | Engineering Tech-Electr & Comp            | 3          | 3          | 3          |            |            | 1          |
|  | <b>Total</b>                              | <b>11</b>  | <b>10</b>  | <b>6</b>   | <b>9</b>   | <b>8</b>   | <b>7</b>   |
| A 24.0102 - General Studies.   | University Studies 2 Yrs                  | 127        | 125        | 123        | 119        | 111        | 57         |
|  | <b>Total</b>                              | <b>127</b> | <b>125</b> | <b>123</b> | <b>119</b> | <b>111</b> | <b>57</b>  |
| A 51.0907 - Medical Radiologic Technology/Science - Radiation Therapist.             | Pre-Radiology                             | 113        | 95         | 113        | 104        | 91         | 101        |
|  | Radiologic Science                        | 80         | 86         | 85         | 80         | 72         | 68         |
|  | <b>Total</b>                              | <b>193</b> | <b>181</b> | <b>198</b> | <b>184</b> | <b>163</b> | <b>169</b> |
| A 51.0908 - Respiratory Care Therapy/Therapist.                                      | Pre-Respiratory Care                      | 6          | 3          | 4          | 3          | 7          | 5          |
|  | Respiratory Care                          | 12         | 14         | 13         | 12         | 10         | 8          |
|  | <b>Total</b>                              | <b>18</b>  | <b>17</b>  | <b>17</b>  | <b>15</b>  | <b>17</b>  | <b>13</b>  |
| A 51.3801 - Registered Nursing/Registered Nurse                                      | Nursing                                   | 109        | 123        | 131        | 163        | 158        | 139        |
|  | Pre-Associate Degree Nursing              | 73         | 40         | 51         | 43         | 36         | 38         |
|  | Pre-Paramedic to Associate Degree Nu..    | 5          | 1          |            |            |            |            |
|  | <b>Total</b>                              | <b>187</b> | <b>164</b> | <b>182</b> | <b>206</b> | <b>194</b> | <b>177</b> |
| A 52.1201 - Management Information Systems, Gener..                                  | Business Studies                          | 17         | 16         | 13         | 13         | 19         | 11         |
|  | <b>Total</b>                              | <b>17</b>  | <b>16</b>  | <b>13</b>  | <b>13</b>  | <b>19</b>  | <b>11</b>  |
| B 00.0000 -  | Pre-Dentistry                             |            | 1          |            |            |            |            |
|  | Pre-Law                                   |            |            |            | 1          |            | 1          |
|  | Pre-Optometry                             |            |            | 1          |            |            |            |
|  | Provisional Bachelors Degree - Arts, Hu.. | 55         | 48         | 46         | 32         | 37         | 8          |
|  | Provisional Bachelors Degree - Busines..  | 20         | 19         | 21         | 18         | 22         | 8          |
|  | Provisional Bachelors Degree - Educati..  | 8          | 8          | 17         | 6          | 8          | 4          |
|  | Provisional Bachelors Degree - Science    | 39         | 53         | 68         | 87         | 61         | 32         |
|  | Undecided, Bachelors Degree - Arts, Hu..  | 19         | 14         | 23         | 23         | 28         | 31         |
|  | Undecided, Bachelors Degree - Busines..   | 6          | 7          | 4          | 3          |            | 2          |
|  | Undecided, Bachelors Degree - Educati..   | 12         | 7          | 9          | 1          | 1          | 7          |
|  | Undecided, Bachelors Degree - Science     | 26         | 36         | 21         | 10         | 8          | 14         |
|  | Undeclared Bachelors Degree               | 4          | 10         | 7          | 4          |            |            |
|  | Undeclared Provisional Bachelors Degr..   | 82         | 36         | 24         | 25         | 4          |            |
| <b>Total</b>   | <b>271</b>                                | <b>239</b> | <b>241</b> | <b>210</b> | <b>169</b> | <b>107</b> |            |
| B 01.8101 - Veterinary Sciences/Veterinary Clinical Sciences, General.               | Ag Sci Veterinary Science Area            | 1          |            |            |            |            |            |
|  | Veterinary Science Area                   | 115        | 112        | 120        | 105        | 108        | 154        |
|  | <b>Total</b>                              | <b>116</b> | <b>112</b> | <b>120</b> | <b>105</b> | <b>108</b> | <b>154</b> |
| B 01.8301 - Veterinary/Animal Health Technology/Technician and Veterinary Assistant. | Pre Associate Degree Veterinary Techn..   | 55         | 54         | 75         | 39         | 31         | 57         |
|  | Veterinary Technology Area                | 24         | 26         | 31         | 22         | 21         | 15         |
|  | <b>Total</b>                              | <b>79</b>  | <b>80</b>  | <b>106</b> | <b>61</b>  | <b>52</b>  | <b>72</b>  |
| B 01.9999 - Agricultural/  | Ag Sci Agr Education Area                 | 27         | 18         | 26         | 22         | 22         | 22         |

# Morehead State University

## 2021-22 Profile - Enrollment-Minors

**College** All    **Department** All    **Full/Part-time** All    **First-Time Student** All    **First Time Transfer** All  
**Gender** All    **URM** All    **Age Band** All    **Classification** All    **Origin** All

Reset Filters



### Minors (all minors, duplicated) College:All Department:All

|  |                              | Fall 2016 | Fall 2017 | Fall 2018 | Fall 2019 | Fall 2020 | Fall 2021 |
|--|------------------------------|-----------|-----------|-----------|-----------|-----------|-----------|
| 01.0000 - Agriculture, General.  | Agriculture                  | 7         | 4         | 2         | 3         | 1         | 3         |
|  | Horsemanship                 |           | 1         | 1         | 1         |           |           |
| 05.0104 - East Asian Studies.  | International Studies        | 12        | 9         | 5         | 5         | 2         |           |
|  | International Studies Cana.. |           |           | 1         |           |           | 1         |
| 05.0207 - Women's Studies.   | Gender Studies               | 1         | 5         | 4         | 19        | 23        | 25        |
|  | Women's Studies              | 6         | 3         | 1         |           |           |           |
| 09.0999 - Public Relations, Advertising & Applied Communication, Other | Pub Rel & Event Planning     | 15        | 20        | 23        | 20        | 31        | 26        |
|  | Strategic Comm & Ldrshp      | 7         | 12        | 14        | 16        | 11        | 12        |
| 11.0101 - Computer and Information Sciences, General.                  | Computer Gaming              | 16        | 14        | 9         | 3         | 5         | 6         |
|  | Computer Science             | 9         | 7         | 5         | 5         | 9         | 10        |
| 13.1001 - Special Education and Teaching, General.                     | Community Support Servi..    | 1         | 1         |           | 3         | 2         | 1         |
| 13.1210 - Early Childhood Education and Teaching.                      | Child Development            | 1         | 6         | 7         | 8         | 6         | 2         |
| 13.1307 - Health Teacher Education.                                    | Health                       | 5         |           | 7         | 6         | 6         | 10        |
| 15.0613 - Manufacturing Technology/Technician.                         | Engineering Technology       | 1         | 4         | 5         | 4         | 5         | 4         |
| 16.0901 - French Language and Literature.                              | French                       | 7         | 10        | 10        | 12        | 15        | 13        |
| 16.0905 - Spanish Language and Literature.                             | Spanish                      | 43        | 33        | 35        | 30        | 30        | 26        |
| 22.0302 - Legal Assistant/Paralegal.                                   | Legal Studies                | 10        | 5         | 5         | 12        | 11        | 17        |
| 23.0101 - English Language and Literature, General.                    | Creative Writing             | 18        | 17        | 14        | 13        | 16        | 22        |
|  | English                      | 4         | 1         | 5         | 4         | 3         | 7         |
|  | Linguistics                  | 5         | 3         | 5         | 2         | 4         | 6         |
|  | Literature                   |           | 1         |           | 2         | 3         | 1         |
| 26.0101 - Biology/Biological Sciences, General.                        | Biology                      | 10        | 11        | 4         | 7         | 8         | 9         |
|  | Integrated Science           | 12        | 10        | 9         | 13        | 14        | 11        |
| 27.0101 - Mathematics, General.  | Mathematics                  | 23        | 18        | 16        | 31        | 35        | 36        |
|  | Statistics Option I          | 1         | 1         | 3         | 7         | 5         | 2         |
|  | Statistics Option II         | 4         | 5         | 5         | 7         | 5         | 2         |
| 28.0301 - Army JROTC/ROTC.   | Military Science             | 10        | 18        | 18        | 15        | 9         | 14        |
| 30.2001 - International/Globalization Studies.                         | Global Studies               |           |           |           | 1         | 5         | 6         |
| 38.0101 - Philosophy.  | Philosophy                   | 27        | 24        | 21        | 12        | 15        | 19        |
|  | Philosophy Religious Stud..  | 1         |           |           | 1         |           |           |
| 40.0501 - Chemistry, General.  | Chemistry                    | 4         | 4         | 2         | 3         | 3         | 7         |
| 40.0601 - Geology/Earth Science, General.                              | Geology                      | 1         | 1         | 3         | 2         | 1         | 1         |
|  | Astronomy                    | 5         | 4         | 3         | 2         | 2         | 1         |
|  | Astrophysics                 |           |           | 2         | 5         | 17        | 13        |
| 40.0801 - Physics, General.  | Physics                      | 3         | 5         | 6         | 6         | 2         | 8         |
|  | Psychology                   | 30        | 26        | 27        | 26        | 27        | 38        |
| 42.0101 - Psychology, General.   | Psychology                   | 30        | 26        | 27        | 26        | 27        | 38        |
| 44.0401 - Public Administration.                                       | Public Administration        |           |           |           |           |           | 2         |
| 44.0501 - Public Policy Analysis.                                      | Regional Analysis & Public.. | 6         | 4         |           |           | 1         |           |
| 44.0701 - Social Work.   | Social Work                  | 28        | 24        | 27        | 21        | 22        | 19        |
| 45.0102 - Research Methodology and Quantitative Methods                | Interdisc Research Metho..   |           |           |           |           |           | 2         |
| 45.0701 - Geography.   | Geography                    | 10        | 6         | 3         | 4         | 5         | 6         |
| 45.1001 - Political Science and Government, General.                   | Government                   | 16        | 10        | 17        | 10        | 6         | 1         |

# Morehead State University

## 2021-22 Profile - Student Credit Hours

|                     |            |                  |                |                |                    |               |  |
|---------------------|------------|------------------|----------------|----------------|--------------------|---------------|--|
| College             | Department | Minor 1st or 2nd | Academic Level | Full/Part-time | First-time Student |               |  |
| All                 | All        | All              | All            | All            | All                | Reset Filters |  |
| First-time Transfer | URM        | Gender           | Age Band       | Classification | Origin             | Location      |  |
| All                 | All        | All              | All            | All            | All                | All           |  |

### Student Credit Hours (duplicated count: first and second major)

College: All Department: All

|  |  | Fall 2016    | Fall 2017    | Fall 2018    | Fall 2019    | Fall 2020    | Fall 2021    |
|--|--|--------------|--------------|--------------|--------------|--------------|--------------|
| A 00.0000 -  | Undecided, Associate Degree - Science        | 25           | 12           | 19           |              | 3            | 27           |
|  | <b>Total</b>                                 | <b>25</b>    | <b>12</b>    | <b>19</b>    |              | <b>3</b>     | <b>27</b>    |
| A 01.8301 - Veterinary/Animal Health Technology/Technicia..              | Veterinary Technology                        | 746          | 775          | 469          | 753          | 754          | 502          |
|  | <b>Total</b>                                 | <b>746</b>   | <b>775</b>   | <b>469</b>   | <b>753</b>   | <b>754</b>   | <b>502</b>   |
| A 15.0000 - Engineering Technologies/Technicians, General.               | Engineering Tech-Career & Tech               | 15           | 6            | 10           | 15           | 18           | 3            |
|  | Engineering Tech-Con Mgt & Civ               | 36           | 34           |              | 68           | 36           | 45           |
|  | Engineering Tech-Des & Manufac               | 34           | 25           | 6            | 3            |              | 33           |
|  | Engineering Tech-Electr & Comp               | 42           | 31           | 21           |              |              | 15           |
|  | <b>Total</b>                                 | <b>127</b>   | <b>96</b>    | <b>37</b>    | <b>86</b>    | <b>54</b>    | <b>96</b>    |
| A 24.0102 - General Studies.   | University Studies 2 Yrs                     | 1,700        | 1,712        | 1,691        | 1,650        | 1,544        | 765          |
|  | <b>Total</b>                                 | <b>1,700</b> | <b>1,712</b> | <b>1,691</b> | <b>1,650</b> | <b>1,544</b> | <b>765</b>   |
| A 51.0907 - Medical Radiologic Technology/Science - Radiation Therapist. | Pre-Radiology                                | 1,530        | 1,343        | 1,609        | 1,401        | 1,288        | 1,340        |
|  | Radiologic Science                           | 1,007        | 1,084        | 1,110        | 1,049        | 965          | 904          |
|  | <b>Total</b>                                 | <b>2,537</b> | <b>2,427</b> | <b>2,719</b> | <b>2,450</b> | <b>2,253</b> | <b>2,244</b> |
| A 51.0908 - Respiratory Care Therapy/Therapist.                          | Pre-Respiratory Care                         | 78           | 37           | 45           | 27           | 99           | 53           |
|  | Respiratory Care                             | 152          | 188          | 170          | 164          | 130          | 106          |
|  | <b>Total</b>                                 | <b>230</b>   | <b>225</b>   | <b>215</b>   | <b>191</b>   | <b>229</b>   | <b>159</b>   |
| A 51.3801 - Registered Nursing/Registered Nurse                          | Nursing                                      | 1,164        | 1,356        | 1,376        | 1,821        | 1,744        | 1,579        |
|  | Pre-Associate Degree Nursing                 | 695          | 448          | 607          | 496          | 417          | 483          |
|  | Pre-Paramedic to Associate Degree Nursing    | 33           | 9            |              |              |              |              |
|  | <b>Total</b>                                 | <b>1,892</b> | <b>1,813</b> | <b>1,983</b> | <b>2,317</b> | <b>2,161</b> | <b>2,062</b> |
| A 52.1201 - Management Information Systems, General.                     | Business Studies                             | 230          | 218          | 177          | 195          | 221          | 145          |
|  | <b>Total</b>                                 | <b>230</b>   | <b>218</b>   | <b>177</b>   | <b>195</b>   | <b>221</b>   | <b>145</b>   |
| B 00.0000 -  | Pre-Dentistry                                |              | 4            |              |              |              |              |
|  | Pre-Law                                      |              |              |              | 15           |              | 15           |
|  | Pre-Optometry                                |              |              | 12           |              |              |              |
|  | Provisional Bachelors Degree - Arts, Hum, .. | 750          | 698          | 683          | 472          | 525          | 115          |
|  | Provisional Bachelors Degree - Business & .. | 278          | 274          | 310          | 265          | 327          | 112          |
|  | Provisional Bachelors Degree - Education     | 114          | 117          | 247          | 88           | 114          | 58           |
|  | Provisional Bachelors Degree - Science       | 546          | 773          | 998          | 1,279        | 892          | 468          |
|  | Undecided, Bachelors Degree - Arts, Hum, ..  | 247          | 186          | 320          | 339          | 391          | 448          |
|  | Undecided, Bachelors Degree - Business & ..  | 76           | 85           | 48           | 35           |              | 30           |
|  | Undecided, Bachelors Degree - Education      | 149          | 67           | 112          | 17           | 15           | 103          |
|  | Undecided, Bachelors Degree - Science        | 367          | 482          | 294          | 147          | 102          | 200          |
|  | Undeclared Bachelors Degree                  | 60           | 134          | 90           | 61           |              |              |
| Undeclared Provisional Bachelors Degree                                  | 1,104  | 513          | 349          | 374          | 58           |              |              |
| <b>Total</b>   | <b>3,691</b>                                 | <b>3,333</b> | <b>3,463</b> | <b>3,092</b> | <b>2,424</b> | <b>1,549</b> |              |
| B 01.8101 - Veterinary Sciences/Veterinary Clinical Sciences, General.   | Ag Sci Veterinary Science Area               | 14           |              |              |              |              |              |
|  | Veterinary Science Area                      | 1,803        | 1,709        | 1,846        | 1,625        | 1,687        | 2,387        |
|  | <b>Total</b>                                 | <b>1,817</b> | <b>1,709</b> | <b>1,846</b> | <b>1,625</b> | <b>1,687</b> | <b>2,387</b> |
| B 01.8301 - Veterinary/Animal Health Technology/Technician               | Pre Associate Degree Veterinary Technolo..   | 792          | 742          | 1,107        | 554          | 440          | 811          |
|  | Veterinary Technology Area                   |              |              |              |              |              |              |

# Morehead State University

## 2021-22 Profile - Annual Degrees Awarded

**College** All   
 **Department** All   
 **Academic Level** All   
 **Degree Level** All   
 **Gender** All   
 **URM** All   
 **Origin** All

Reset Filters



### Annual Degrees (first and second major) College: All Department: All

|   |                                | 2017-18   | 2018-19   | 2019-20   | 2020-21   | 2021-22   |
|---|--------------------------------|-----------|-----------|-----------|-----------|-----------|
| A 01.8301 - Veterinary/Animal Health Technology/Technician and Veterinary..         | Veterinary Technology          | 27        | 25        | 22        | 22        | 14        |
|   | <b>Total</b>                   | <b>27</b> | <b>25</b> | <b>22</b> | <b>22</b> | <b>14</b> |
| A 15.0000 - Engineering Technologies/Technicians, General.                          | Engineering Tech-Career & Tech |           |           |           | 1         |           |
|   | Engineering Tech-Con Mgt & Civ | 1         |           | 2         | 2         | 2         |
|   | Engineering Tech-Des & Manufac | 1         | 1         |           |           |           |
|   | Engineering Tech-Electr & Comp | 2         |           | 1         |           |           |
|   | <b>Total</b>                   | <b>4</b>  | <b>1</b>  | <b>3</b>  | <b>3</b>  | <b>2</b>  |
| A 24.0102 - General Studies.  | University Studies 2 Yrs       | 26        | 36        | 29        | 23        | 33        |
|   | <b>Total</b>                   | <b>26</b> | <b>36</b> | <b>29</b> | <b>23</b> | <b>33</b> |
| A 51.0907 - Medical Radiologic Technology/Science - Radiation Thera..               | Radiologic Science             | 40        | 38        | 36        | 33        | 31        |
|   | <b>Total</b>                   | <b>40</b> | <b>38</b> | <b>36</b> | <b>33</b> | <b>31</b> |
| A 51.0908 - Respiratory Care Therapy/Therapist.                                     | Respiratory Care               | 7         | 7         | 6         | 4         | 5         |
|   | <b>Total</b>                   | <b>7</b>  | <b>7</b>  | <b>6</b>  | <b>4</b>  | <b>5</b>  |
| A 51.3801 - Registered Nursing/Registered Nurse                                     | Nursing                        | 33        | 46        | 51        | 51        | 61        |
|   | <b>Total</b>                   | <b>33</b> | <b>46</b> | <b>51</b> | <b>51</b> | <b>61</b> |
| A 52.1201 - Management Information Systems, General.                                | Business Studies               | 3         | 5         | 6         | 4         | 4         |
|   | <b>Total</b>                   | <b>3</b>  | <b>5</b>  | <b>6</b>  | <b>4</b>  | <b>4</b>  |
| B 01.8101 - Veterinary Sciences/Veterinary Clinical Sciences, ..                    | Veterinary Science Area        | 15        | 7         | 10        | 15        | 14        |
|   | <b>Total</b>                   | <b>15</b> | <b>7</b>  | <b>10</b> | <b>15</b> | <b>14</b> |
| B 01.8301 - Veterinary/Animal Health Technology/Technician and Veterinary..         | Veterinary Technology Area     | 22        | 25        | 21        | 20        | 14        |
|   | <b>Total</b>                   | <b>22</b> | <b>25</b> | <b>21</b> | <b>20</b> | <b>14</b> |
| B 01.9999 - Agricultural/Animal/Plant/Veterinary Science and Related Fields, Other. | Ag Sci Agr Education Area      | 5         | 3         | 3         | 7         | 3         |
|   | Ag Sci Agribusiness Area       | 11        | 20        | 10        | 9         | 6         |
|   | Ag Sci Agronomy Area           | 2         | 1         | 3         | 1         | 3         |
|   | Ag Sci Animal Science Area     | 28        | 21        | 16        | 13        | 22        |
|   | Ag Sci Equine Science Area     | 6         | 7         | 6         | 3         | 4         |
|   | Ag Sci General Agr Area        | 4         | 5         | 3         | 5         | 3         |
|   | Ag Sci Golf Course Mngt Area   | 1         |           |           | 1         |           |
|   | Ag Sci Horticulture Area       | 2         | 2         | 4         | 6         | 1         |
|   | Agriculture Major              | 1         |           |           |           |           |
|   | <b>Total</b>                   | <b>60</b> | <b>59</b> | <b>45</b> | <b>45</b> | <b>42</b> |
| B 09.0199 - Communication and Media Studies, Other.                                 | Convergent Media Area          | 26        | 25        | 20        | 27        | 23        |
|   | <b>Total</b>                   | <b>26</b> | <b>25</b> | <b>20</b> | <b>27</b> | <b>23</b> |
| B 09.0999 - Public Relations, Advertising & Applied Communication, ..               | Strategic Communication Area   | 29        | 27        | 17        | 31        | 24        |
|   | <b>Total</b>                   | <b>29</b> | <b>27</b> | <b>17</b> | <b>31</b> | <b>24</b> |
| B 11.0101 - Computer and Information Sciences, General.                             | Comp Sci-Network Security Area |           | 1         |           | 2         | 1         |
|   | Computer Science Major         | 23        | 12        | 4         | 10        | 3         |
|   | Computer Science-Gaming Area   |           |           |           | 2         | 3         |
|   | Computer Science-General Area  |           |           | 3         | 3         | 3         |
|   | <b>Total</b>                   | <b>23</b> | <b>13</b> | <b>7</b>  | <b>17</b> | <b>10</b> |
| B 13.1001 - Special Education and Teaching, General.                                | Community Support Serv Major   | 5         | 6         | 5         | 10        | 1         |
|   | Lrn & Beh Disorders & 5-9 Area | 2         | 1         | 7         | 6         | 4         |
|   | Lrn & Beh Disorders & P-5 Area | 30        | 24        | 19        | 25        | 30        |
|   | Mod & Severe Disab & 5-9 Area  | 8         | 2         | 2         |           |           |

# Morehead State University

## 2021-22 Profile - Retention & Graduation Rates

### First to Second Year Retention Rates (Cohort Based)

|                  | 2015 Fall | 2016 Fall | 2017 Fall | 2018 Fall | 2019 Fall | 2020 Fall |
|------------------|-----------|-----------|-----------|-----------|-----------|-----------|
| MSU Cohort       | 69.7%     | 69.2%     | 70.7%     | 69.1%     | 71.8%     | 65.8%     |
| GRS (B) Cohort   | 70.7%     | 72.3%     | 73.7%     | 73.2%     | 75.8%     | 69.8%     |
| Student-Athlete* | 68.3%     | 69.4%     | 79.5%     | 75.0%     | 77.8%     | 84.4%     |

### Graduation Rates (Cohort Based)

|            |                        | 2010 Fall | 2011 Fall | 2012 Fall | 2013 Fall | 2014 Fall | 2015 Fall |
|------------|------------------------|-----------|-----------|-----------|-----------|-----------|-----------|
| MSU Cohort | 4-Year Graduation Rate | 25.9%     | 21.6%     | 26.2%     | 27.3%     | 26.8%     | 28.5%     |
|            | 5-Year Graduation Rate | 40.5%     | 37.2%     | 38.8%     | 42.3%     | 38.8%     | 40.1%     |
|            | 6-Year Graduation Rate | 44.4%     | 40.6%     | 43.1%     | 44.7%     | 41.4%     | 43.4%     |

|                |                        | 2010 Fall | 2011 Fall | 2012 Fall | 2013 Fall | 2014 Fall | 2015 Fall |
|----------------|------------------------|-----------|-----------|-----------|-----------|-----------|-----------|
| GRS (B) Cohort | 4-Year Graduation Rate | 27.1%     | 22.6%     | 27.9%     | 28.5%     | 28.1%     | 30.0%     |
|                | 5-Year Graduation Rate | 42.2%     | 38.4%     | 40.6%     | 43.5%     | 40.1%     | 41.3%     |
|                | 6-Year Graduation Rate | 45.7%     | 41.7%     | 44.9%     | 45.9%     | 42.6%     | 44.7%     |

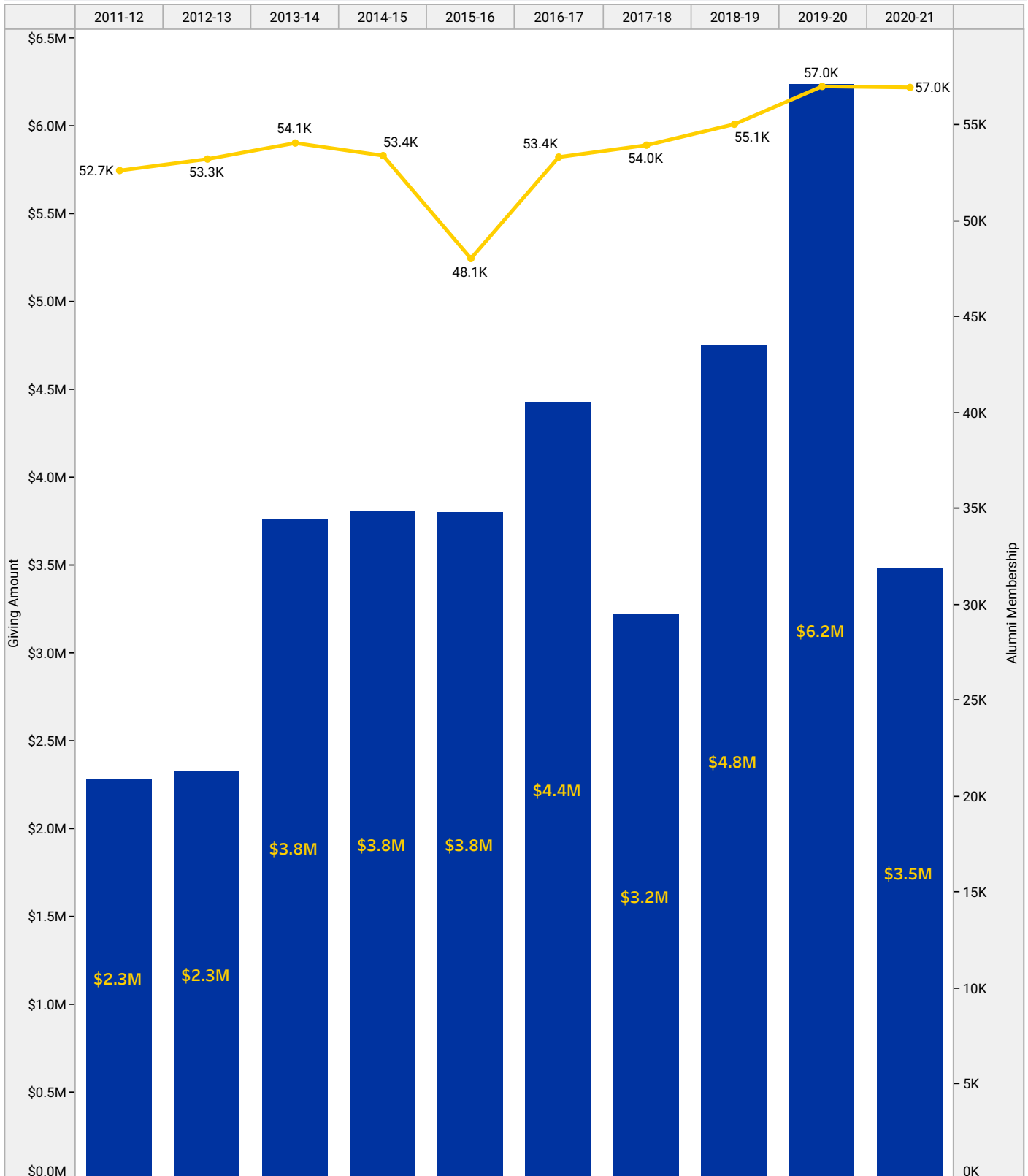
|                  |                        | 2010 Fall | 2011 Fall | 2012 Fall | 2013 Fall | 2014 Fall | 2015 Fall |
|------------------|------------------------|-----------|-----------|-----------|-----------|-----------|-----------|
| Student-Athlete* | 4-Year Graduation Rate | 26.1%     | 19.6%     | 31.1%     | 35.4%     | 32.2%     | 37.0%     |
|                  | 5-Year Graduation Rate | 48.9%     | 52.3%     | 51.9%     | 51.0%     | 52.2%     | 47.0%     |
|                  | 6-Year Graduation Rate | 50.0%     | 53.3%     | 52.8%     | 51.0%     | 53.3%     | 49.0%     |

\*The Student-Athlete cohort is a subset of the GRS B cohort

# Morehead State University

## 2021-22 Profile - Alumni Giving & Membership

Alumni Giving & Membership





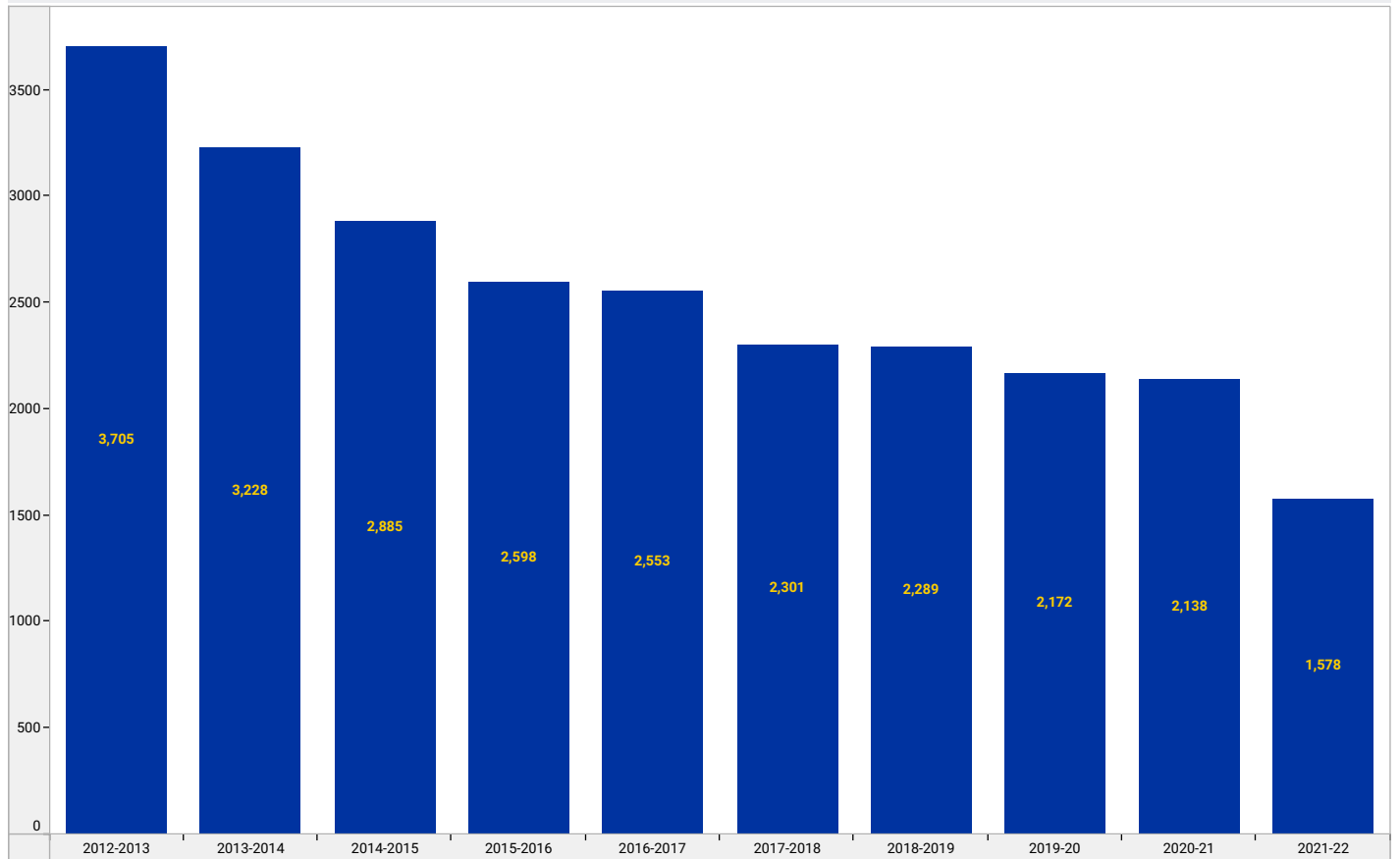
# Morehead State University

## 2021-22 Profile - Library Holdings

Interlibrary Loan to Other Libraries

Library Holding Type

Library Data

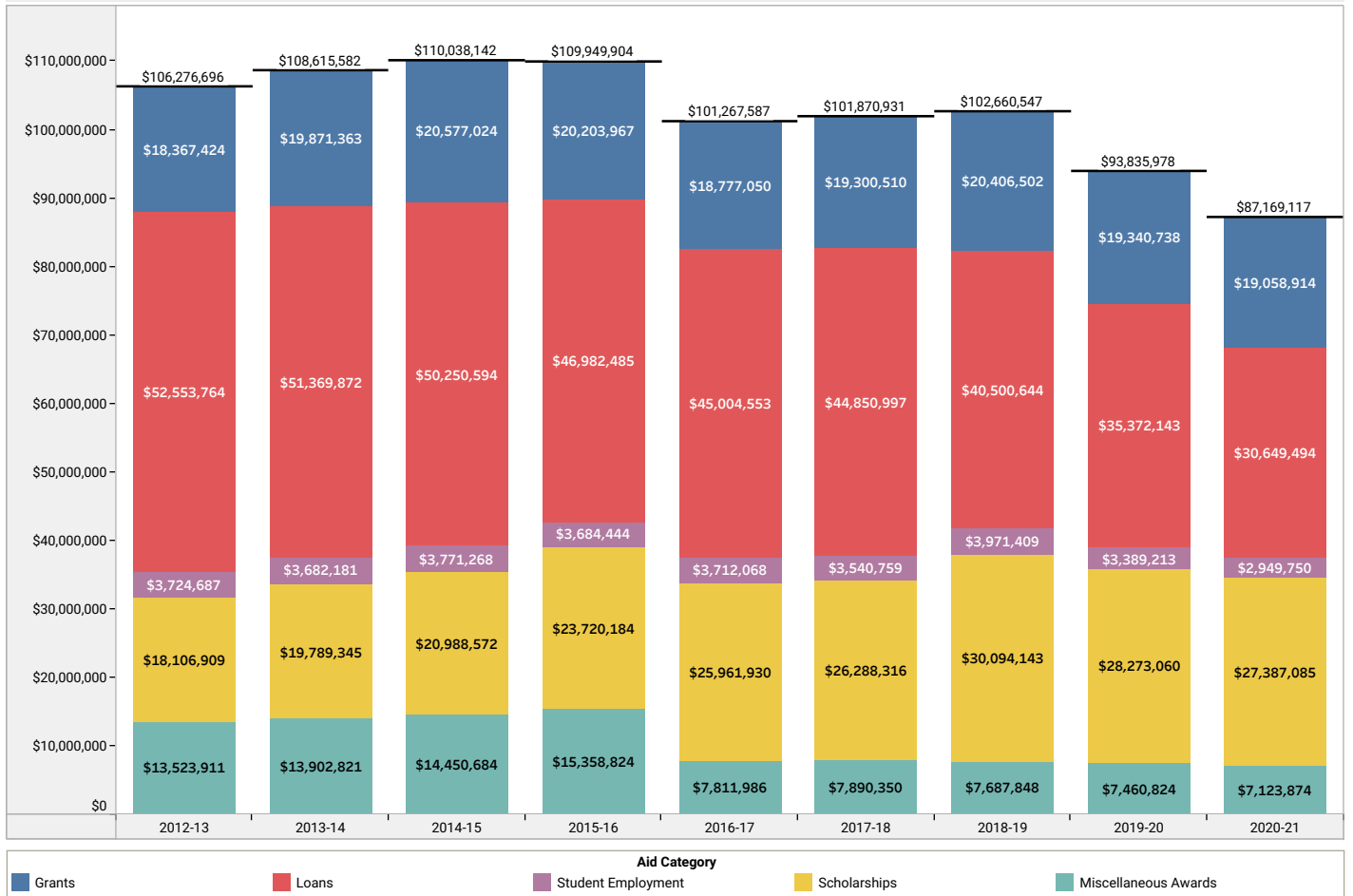




# Morehead State University

## 2021-22 Profile - Student Financial Aid

### Student Financial Aid



# Morehead State University

## 2021-22 Profile - Housing

Residence Type      Gender  
All                      All

Reset Filters



### Residence Hall & Apartment Occupancy

| Building Name      | Number of Rooms | Building Capacity | Number of Students | Occupancy Rate |
|--------------------|-----------------|-------------------|--------------------|----------------|
| Alumni Tower       | 192             | 384               | 310                | 80.7%          |
| Andrews Hall       | 239             | 523               | 450                | 86.0%          |
| Cartmell Hall      | 255             | 464               | 346                | 74.6%          |
| Eagle Lake Apts.   | 28              | 62                | 46                 | 74.2%          |
| East Mignon Hall   | 104             | 198               | 153                | 77.3%          |
| Fields Hall        | 65              | 131               | 104                | 79.4%          |
| Lundergan Hall     | 4               | 24                | 23                 | 95.8%          |
| Mays Hall Apts.    | 47              | 100               | 89                 | 89.0%          |
| Mignon Hall        | 74              | 300               | 223                | 74.3%          |
| Mignon Tower       | 74              | 296               | 204                | 68.9%          |
| Nunn Hall          | 100             | 400               | 250                | 62.5%          |
| Padula Hall        | 4               | 24                | 21                 | 87.5%          |
| Thompson Hall      | 63              | 129               | 120                | 93.0%          |
| West Mignon Hall   | 50              | 200               | 142                | 71.0%          |
| <b>Grand Total</b> | <b>1,299</b>    | <b>3,235</b>      | <b>2,481</b>       | <b>79.6%</b>   |

# Morehead State University

## 2021-22 Profile - Facilities

All **Choose a Building**

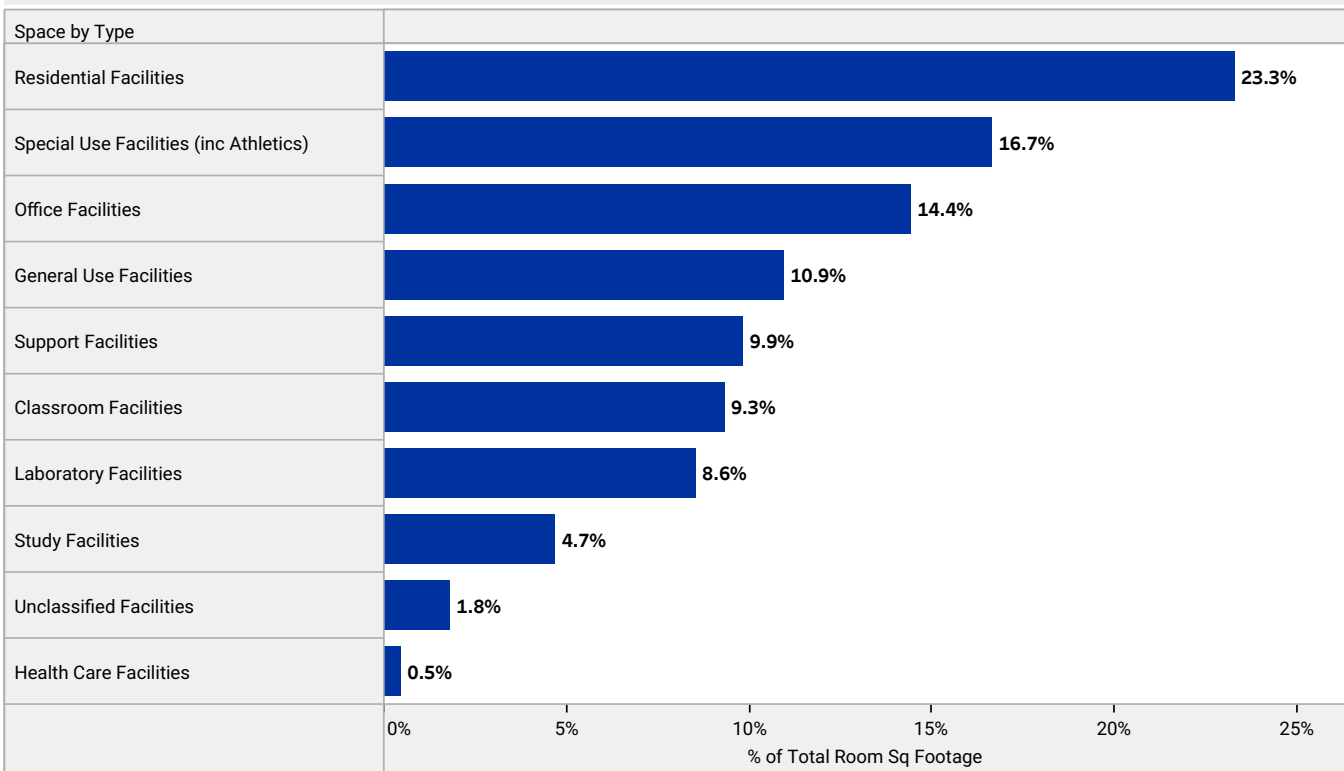
Reset Filters



### Square Footage by Space Category

| Space by Type                          | 2017-18          | 2018-19          | 2019-20          | 2020-21          | 2021-22          |
|--|------------------|------------------|------------------|------------------|------------------|
| Classroom Facilities                   | 186,935          | 196,994          | 201,251          | 206,138          | 206,138          |
| General Use Facilities                 | 196,947          | 200,875          | 246,654          | 241,847          | 241,847          |
| Health Care Facilities                 | 19,934           | 16,152           | 8,819            | 10,349           | 10,349           |
| Laboratory Facilities                  | 170,322          | 170,837          | 174,648          | 189,106          | 189,106          |
| Office Facilities                      | 310,354          | 311,046          | 331,249          | 318,543          | 318,543          |
| Residential Facilities                 | 514,817          | 512,609          | 509,740          | 514,581          | 514,581          |
| Special Use Facilities (inc Athletics) | 395,524          | 395,073          | 401,931          | 368,496          | 368,496          |
| Study Facilities                       | 81,617           | 81,308           | 102,876          | 103,125          | 103,125          |
| Support Facilities                     | 236,813          | 240,864          | 277,110          | 217,753          | 217,753          |
| Unclassified Facilities                | 182,262          | 197,058          | 6,662            | 40,066           | 40,066           |
| <b>Grand Total</b>                     | <b>2,295,525</b> | <b>2,322,816</b> | <b>2,260,940</b> | <b>2,210,004</b> | <b>2,210,004</b> |

### 2021-22 Space Category Square Footage as a Percent of Total Square Footage



# Morehead State University

## 2021-22 Profile - University Staff

Full/Part-time    URM    Gender  
All    All    All

Reset Filters



### Staff by EEOC Categories

|                     | 2017-18      |                | 2018-19      |                | 2019-20      |              | 2020-21      |              | 2021-22      |              |
|---------------------|--------------|----------------|--------------|----------------|--------------|--------------|--------------|--------------|--------------|--------------|
|                     | # Staff      | FTE            | # Staff      | FTE            | # Staff      | FTE          | # Staff      | FTE          | # Staff      | FTE          |
| Administrative      | 59           | 59.0           | 47           | 45.7           | 39           | 39.0         | 38           | 38.0         | 37           | 36.3         |
| Clerical            | 173          | 141.0          | 120          | 98.0           | 115          | 86.3         | 120          | 83.3         | 108          | 83.3         |
| Faculty             | 411          | 347.7          | 415          | 349.7          | 416          | 344.0        | 419          | 347.7        | 406          | 342.7        |
| Graduate Assistant  | 110          | 36.7           | 97           | 32.3           | 73           | 24.3         | 64           | 21.3         | 61           | 20.3         |
| Professional        | 393          | 371.7          | 362          | 344.7          | 370          | 352.7        | 348          | 336.7        | 332          | 317.3        |
| Service             |              |                |              |                |              |              | 10           | 10.0         | 9            | 9.0          |
| Service/Maintenance | 123          | 107.7          | 91           | 75.7           | 71           | 62.3         | 47           | 43.0         | 47           | 43.0         |
| Skilled             | 44           | 44.0           | 36           | 36.0           | 35           | 35.0         | 31           | 31.0         | 29           | 29.0         |
| Technical           | 35           | 27.7           | 35           | 25.7           | 33           | 22.3         | 32           | 22.0         | 28           | 20.7         |
| <b>Grand Total</b>  | <b>1,348</b> | <b>1,135.3</b> | <b>1,203</b> | <b>1,007.7</b> | <b>1,152</b> | <b>966.0</b> | <b>1,109</b> | <b>933.0</b> | <b>1,057</b> | <b>901.7</b> |

### Staff by SOC Categories

|  | 2017-18      |                | 2018-19      |                | 2019-20      |              | 2020-21      |              | 2021-22      |              |
|--|--------------|----------------|--------------|----------------|--------------|--------------|--------------|--------------|--------------|--------------|
|  | # Staff      | FTE            | # Staff      | FTE            | # Staff      | FTE          | # Staff      | FTE          | # Staff      | FTE          |
| Archivists, Curators and Museum Techs        | 2            | 2.0            | 1            | 1.0            | 1            | 1.0          | 1            | 1.0          | 2            | 2.0          |
| Business and Financial                       | 80           | 77.3           | 77           | 74.3           | 79           | 74.3         | 72           | 68.0         | 70           | 65.3         |
| Community Service, Legal, Arts and Media     | 154          | 132.0          | 153          | 129.0          | 166          | 139.3        | 171          | 139.0        | 162          | 139.3        |
| Computer, Engineering, and Science           | 62           | 59.3           | 55           | 52.3           | 52           | 49.3         | 52           | 48.7         | 54           | 50.7         |
| Graduate Assistants                          | 105          | 35.0           | 95           | 31.7           | 71           | 23.7         | 64           | 21.3         | 60           | 20.0         |
| Healthcare Practitioners and Technical       | 15           | 14.3           | 10           | 10.0           | 7            | 6.3          | 3            | 3.0          | 5            | 4.3          |
| Instruction                                  | 414          | 349.3          | 420          | 353.3          | 420          | 347.3        | 419          | 347.7        | 403          | 339.0        |
| Librarians                                   | 12           | 12.0           | 9            | 9.0            | 9            | 9.0          | 8            | 8.0          | 9            | 9.0          |
| Library Technicians                          | 12           | 12.0           | 11           | 11.0           | 9            | 9.0          | 8            | 8.0          | 8            | 8.0          |
| Management                                   | 68           | 68.0           | 61           | 59.7           | 60           | 60.0         | 62           | 62.0         | 45           | 45.0         |
| Natural Resources, Construction, Maintenance | 54           | 46.7           | 49           | 39.0           | 39           | 33.7         | 26           | 24.7         | 27           | 24.3         |
| Office and Admin Support                     | 139          | 131.0          | 98           | 89.3           | 88           | 76.0         | 84           | 71.3         | 86           | 76.0         |
| Other Teaching and Instructional Support     | 90           | 70.0           | 60           | 51.3           | 60           | 51.3         | 53           | 49.7         | 47           | 44.3         |
| Production, Transportation, Material Moving  | 18           | 16.0           | 21           | 19.0           | 19           | 17.0         | 17           | 15.7         | 14           | 14.0         |
| Sales and Related                            | 8            | 4.7            | 3            | 3.0            | 3            | 3.0          | 4            | 3.3          | 5            | 3.7          |
| Service                                      | 115          | 105.7          | 80           | 74.7           | 69           | 65.7         | 65           | 61.7         | 60           | 56.7         |
| <b>Grand Total</b>                           | <b>1,348</b> | <b>1,135.3</b> | <b>1,203</b> | <b>1,007.7</b> | <b>1,152</b> | <b>966.0</b> | <b>1,109</b> | <b>933.0</b> | <b>1,057</b> | <b>901.7</b> |

# Morehead State University

## 2021-22 Profile - University Faculty

College: All
Department: All
Full/Part Time: Full Time

### Full & Part-Time Faculty

|                    |                     | 2017-18    |              | 2018-19    |              | 2019-20    |              | 2020-21    |              | 2021-22    |              |
|--------------------|---------------------|------------|--------------|------------|--------------|------------|--------------|------------|--------------|------------|--------------|
|                    |                     | # Staff    | FTE          | # Staff    | FTE          | # Staff    | FTE          | # Staff    | FTE          | # Staff    | FTE          |
| Tenured            | Professor           | 76         | 76.0         | 76         | 76.0         | 76         | 76.0         | 76         | 76.0         | 76         | 76.0         |
|                    | Associate Professor | 108        | 108.0        | 99         | 99.0         | 87         | 87.0         | 86         | 86.0         | 78         | 78.0         |
|                    | Assistant Professor | 1          | 1.0          | 1          | 1.0          |            |              |            |              |            |              |
|                    | <b>Total</b>        | <b>185</b> | <b>185.0</b> | <b>176</b> | <b>176.0</b> | <b>163</b> | <b>163.0</b> | <b>162</b> | <b>162.0</b> | <b>154</b> | <b>154.0</b> |
| Tenure Track       | Associate Professor | 3          | 3.0          | 3          | 3.0          | 6          | 6.0          | 6          | 6.0          | 6          | 6.0          |
|                    | Assistant Professor | 40         | 40.0         | 35         | 35.0         | 39         | 39.0         | 41         | 41.0         | 50         | 50.0         |
|                    | <b>Total</b>        | <b>43</b>  | <b>43.0</b>  | <b>38</b>  | <b>38.0</b>  | <b>45</b>  | <b>45.0</b>  | <b>47</b>  | <b>47.0</b>  | <b>56</b>  | <b>56.0</b>  |
| Non-Tenure Track   | Professor           |            |              | 1          | 1.0          |            |              |            |              |            |              |
|                    | Associate Professor | 1          | 1.0          | 2          | 2.0          |            |              |            |              |            |              |
|                    | Assistant Professor | 12         | 12.0         | 19         | 19.0         | 16         | 16.0         | 15         | 15.0         | 14         | 14.0         |
|                    | Instructor          | 75         | 75.0         | 81         | 81.0         | 84         | 84.0         | 88         | 88.0         | 87         | 87.0         |
|                    | <b>Total</b>        | <b>88</b>  | <b>88.0</b>  | <b>103</b> | <b>103.0</b> | <b>100</b> | <b>100.0</b> | <b>103</b> | <b>103.0</b> | <b>101</b> | <b>101.0</b> |
| <b>Grand Total</b> |                     | <b>316</b> | <b>316.0</b> | <b>317</b> | <b>317.0</b> | <b>308</b> | <b>308.0</b> | <b>312</b> | <b>312.0</b> | <b>311</b> | <b>311.0</b> |

### 2021-22 Full-Time Faculty Salaries\*

|                | Professor   |     |      | Associate Professor |     |      | Assistant Professor |     |      | Instructor  |     |      | University Average |     |      |
|----------------|-------------|-----|------|---------------------|-----|------|---------------------|-----|------|-------------|-----|------|--------------------|-----|------|
| <b>Average</b> | \$80,096    |     |      | \$67,222            |     |      | \$59,585            |     |      | \$44,449    |     |      | \$62,426           |     |      |
| Male           | \$83,515    |     |      | \$68,320            |     |      | \$61,018            |     |      | \$44,287    |     |      | \$65,765           |     |      |
| Female         | \$75,395    |     |      | \$65,759            |     |      | \$58,152            |     |      | \$44,557    |     |      | \$58,933           |     |      |
|                | 0K          | 50K | 100K | 0K                  | 50K | 100K | 0K                  | 50K | 100K | 0K          | 50K | 100K | 0K                 | 50K | 100K |
|                | Avg. Salary |     |      | Avg. Salary         |     |      | Avg. Salary         |     |      | Avg. Salary |     |      | Avg. Salary        |     |      |

\*Faculty Salary data does not filter

## Morehead State University 2021-22 Profile - Faculty Benchmark Salaries

### Morehead State University Benchmark Institutions Average Full-Time Faculty Salaries\* by Rank on Nine Month Contracts Fall 2020

| Institution                             | Professor |           | Associate |           | Assistant |           | Instructor |           |
|---|-----------|-----------|-----------|-----------|-----------|-----------|------------|-----------|
|   | Salary    | # Faculty | Salary    | # Faculty | Salary    | # Faculty | Salary     | # Faculty |
| Georgia College & State University (GA) | \$93,100  | 110       | \$70,800  | 72        | \$69,500  | 64        | \$0        | 0         |
| Morehead State University (KY)          | \$79,200  | 76        | \$64,100  | 92        | \$58,000  | 56        | \$44,000   | 88        |
| Murray State University (KY)            | \$81,800  | 92        | \$68,600  | 125       | \$60,900  | 131       | \$45,800   | 105       |
| The Univ. of Tennessee-Martin (TN)      | \$80,200  | 100       | \$73,800  | 60        | \$68,500  | 52        | \$59,900   | 11        |
| Truman State University (MO)            | \$74,700  | 112       | \$66,300  | 43        | \$56,100  | 83        | \$47,400   | 26        |
| Univ. of Nebraska-Kearney (NE)          | \$88,300  | 104       | \$70,700  | 90        | \$66,700  | 72        | \$38,500   | 3         |
| University of North Alabama (AL)        | \$95,400  | 83        | \$79,500  | 63        | \$59,200  | 81        | \$34,000   | 5         |
| GRAND MEAN SALARY/TOTAL BY RANK+        | \$84,599  | 677       | \$70,129  | 545       | \$62,133  | 539       | \$45,621   | 238       |

\*Based on 7 institutions' data. All salaries were pro-rated to 9-months and rounded to the nearest \$100.

\*\*Average salaries are not displayed where there are fewer than 3 in rank.

+Grand mean salaries have been weighted by rank.

Source: *The Annual Report on the Economic Status of the Profession, Academe, March/April 2022.*

Note: Universities that had no data for this year were removed from the report.

# Morehead State University

## 2021-22 Profile - Glossary

Search Glossary Terms

All

| First Letter | Glossary Term                         |   |
|--------------|---------------------------------------|---|
| A            | Academic Year                         | The academic year for degree reporting runs from Summer II session-fall semester- spring semester-Summer I session for reporting purposes to the Council on Postsecondary Education (CPE) in Kentucky. The academic year for students typically encompasses the fall semester-spring semester-Summer I session-Summer II session. |
|              | ACT                                   | The ACT is a national college admissions examination that consists of subject area tests in English, mathematics, reading, and science (ACT FAQs). MSU utilizes the mathematics, English, and reading scores for placement purposes (CPE).  |
|              | Actual (Budget)                       | Revenue or expenditures that have occurred rather than only being projected (Office of Budgets and Financial Planning, Morehead State University).  |
|              | Adjusted retention rate               | This is a calculation that accounts for graduates within the retention figures. This metric is calculated by adding the number of returning students to the number of graduated students and dividing this number by the original enrollment for each cohort.   |
|              | American Indian or Alaska Native      | A person having origins in any of the original people of North and South America (including Central America) who maintains cultural identification through tribal affiliation or community attachment.  |
|              | Asian                                 | A person having origins in any of the original peoples of the Far East, Southeast Asia, or the Indian Subcontinent, including, for example, Cambodia, China, India, Japan, Korea, Malaysia, Pakistan, the Philippine Islands, Thailand, and Vietnam.  |
|              | Assignable Space                      | Any space that may be designated for a particular function.   |
|              | Associate degree                      | Requires no fewer than 60 semester hours and can be completed in two years or less. This category includes only students who have declared the intent of earning an Associate's degree.   |
|              | Auditors                              | Student who is not enrolled in a certificate, diploma, or degree program but is enrolled only in one of more audit courses. A course will be defined as audit if the student takes the course for zero credit hours.  |
|              | Average Number of Credit Hours Earned | Average credit hours earned by bachelor's degree graduates at four-year institutions and by associate degree graduates at KCTCS.  |
| B            | Baccalaureate Degree                  | Students complete at least 120 semester hours, which should include an area of specialization or a major/minor combination.   |
|              | Black or African American             | A person having origins in any of the black racial groups or Africa.  |

# Morehead State University

## 2021-22 Profile

### Office of Planning, Performance & Effectiveness

101 Howell-McDowell, Morehead, KY 40351



**MOREHEAD STATE  
UNIVERSITY**

Morehead State University is committed to providing equal educational opportunities to all persons regardless of race, color, national origin, age, religion, sex, sexual orientation, gender identity, gender expression, disabled veterans, recently separated veterans, other protected veterans, and armed forces service medal veterans, or disability in its educational programs, services, activities, employment policies, and admission of students to any program of study. In this regard the University conforms to all the laws, statutes, and regulations concerning equal employment opportunities and affirmative action. This includes: Title VI and Title VII of the Civil Rights Act of 1964, Title IX of the Education Amendments of 1972, Executive Orders 11246 and 11375, Equal Pay Act of 1963, Vietnam Era Veterans Readjustment Assistance Act of 1974, Age Discrimination in Employment Act of 1967, Sections 503 and 504 of the Rehabilitation Act of 1973, Americans with Disabilities Act of 1990, and Kentucky Revised Statutes 207.130 to 207.240; Chapter 344 and other applicable statutes. Vocational educational programs at Morehead State University supported by federal funds include industrial education, vocational agriculture, business education, and the associate degree program in nursing. Any inquiries should be addressed to: Affirmative Action Officer, Morehead State University, 301 Howell-McDowell Administration Building, Morehead, KY 40351, 606-783-2097.