



# FALL 1999

## Morehead State University ...IN A NUTSHELL...



### Enrollment

Fall 1998	Fall 1999
8,263	8,171



### Business

Fall 1998	Fall 1999
1,097	1,148



### Educ. & Behav. Sci.

Fall 1998	Fall 1999
2,209	2,083



### Humanities

Fall 1998	Fall 1999
1,624	1,635



### Science & Technology

Fall 1998	Fall 1999
1,692	1,532



### Nondegree/Undecided

Fall 1998	Fall 1999
1,741	1,773



### Credit Hours

Fall 1998	Fall 1999
98,198	96,107



### FTFR

Fall 1998	Fall 1999
1,372	1,342

### MOST POPULAR UNDERGRADUATE MAJORS

Undecided	851
General Studies (A)	538
Elementary Ed (B)	460
Biology (B)	327
Business Adm & Mgt. (B)	284
Mgt Info Sys & Bus Data Pr (B)	212
Social Work (B)	211
Accounting (B)	192
Psychology (B)	175
Sociology (B)	172
Industrial Technology (B)	169
Special Education (B)	164
Physical Ed Teaching (B)	153
Nursing (B)	140
Art (B)	125
Music Teacher Ed (B)	107
English (B)	105
General Studies (B)	102

### FIRST-TIME FRESHMEN

FIRST-TIME FRESHMEN			
Instate			
	Full-time	Part-time	Total
Female	626	29	655
Male	471	12	483
Subtotal	1,097	41	1,138
Out-of-State			
Female	115	1	116
Male	88	0	88
Subtotal	203	1	204
Total FTFR			
Female	741	30	771
Male	559	12	571
<b>TOTAL</b>	<b>1,300</b>	<b>42</b>	<b>1,342</b>

**ABOUT 441 FULL- AND PART-TIME FACULTY ARE TEACHING 2,161 COURSES**



NOTE: Fall 1999 enrollment is preliminary as of November 4.

### Fall 1999 Enrollment

	Full-time	Part-time	Total
Freshmen	2,083	355	2,438
Sophomore	1,065	123	1,188
Junior	1,080	184	1,264
Senior	1,361	342	1,703
*PostBacc	32	16	48
Total UG	5,621	1,020	6,641
Graduate	234	1,296	1,530
<b>TOTAL</b>	<b>5,855</b>	<b>2,316</b>	<b>8,171</b>

\*students seeking a 2<sup>nd</sup> UG degree.

**DEGREES CONFERRED BY COLLEGE, DEPARTMENT  
AND LEVEL SUMMARY  
July 1, 1998 – June 30, 1999**

COLLEGE	ASSOCIATE	BACHELOR	MASTER	TOTAL
<b>BUSINESS</b>				
Accounting & Econ	0	70	0	70
Information Sci.	10	35	0	45
Management & Mkt	2	58	44	104
<b>TOTAL</b>	<b>12</b>	<b>163</b>	<b>44</b>	<b>219</b>
<b>EDUC &amp; BEH SCI</b>				
Elem, Rdg & Sp Ed	0	142	62	204
Leadersh & Sec Ed	0	0	90	90
HPER	0	57	7	64
Psychology	0	25	13	38
Soc, SW & Corr	0	86	12	98
<b>TOTAL</b>	<b>0</b>	<b>310</b>	<b>184</b>	<b>494</b>
<b>HUMANITIES</b>				
Art	0	24	7	31
Communications	0	45	9	54
English, FL & Phil	0	34	4	38
Geog, Govt & Hist	0	69	0	69
Music	0	18	3	21
University Studies	36	56	0	92
<b>TOTAL</b>	<b>36</b>	<b>246</b>	<b>23</b>	<b>305</b>
<b>SCIENCE &amp; TECH</b>				
Agriculture Sci	18	8	0	26
Biology & Env Sci	0	56	6	62
Human Sciences	5	34	0	39
Ind Ed & Tech	8	38	0	46
Mathematics	0	15	0	15
Nursing	58	30	0	88
Physical Sciences	0	11	0	11
Vocational Educ	0	0	10	10
<b>TOTAL</b>	<b>89</b>	<b>192</b>	<b>16</b>	<b>297</b>
<b>UNIVERSITY</b>				
<b>TOTAL</b>	<b>137</b>	<b>911</b>	<b>267</b>	<b>1,315</b>

Source: 1999 reports to Council on Postsecondary Education.  
Note: Specialist in Education included with Masters.

**Fall 1999 Residence Hall Population**

Female Dorms:	1,023
Male Dorms:	709
Coed Dorms:	1,174
Married Student Housing:	130
<b>TOTAL POPULATION:</b>	<b>3,039</b>



Source: Office of Student Housing, 11/3/99

**Fall 1999  
Off-Campus Enrollment**

Center	Number of Classes		Unduplicated Headcount	FTE
	On-Site	Dist. Lrng.		
Ashland Area	26	17	298	90
Big Sandy	68	22	689	241
LVC	36	12	366	115
Pikeville	10	11	186	52
Jackson	7	22	149	39
Salyersville		1	3	.75
Whitesburg		3	6	1.5
Maysville		10	18	5
Mt. Sterling	2	7	50	10
Winchester	2		16	4.5
Owingsville		5	18	6
Flemingsburg		2	7	1.75
Hindman		8	32	9
Louisa		2	6	1.5
Hazard		1	5	1
Olive Hill	1		23	5.75
Raceland		5	29	6.75
<b>TOTAL</b>	<b>152</b>	<b>128</b>	<b>1,901</b>	<b>590.5</b>

Source: Office of Graduate & Extended Campus Programs, 11/99.

**Fall 1999 Faculty/Staff  
By EEO Category**

Administrative – 52 FT  
3 PT

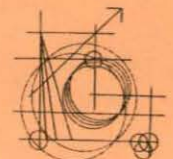
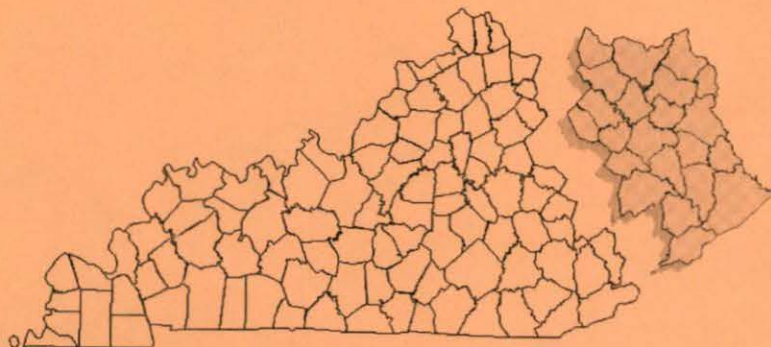

Faculty – 320 FT  
121 PT

Professional – 272 FT  
192 PT\*

Clerical – 145 FT/32PT

Technical – 40 FT/58 PT  
Skilled Crafts – 53 FT  
Service/Maint – 107 FT/31 PT

\*includes 99 GA's  
Preliminary as of 11/4/99.



39 Other States 870	40 Foreign Countries 122	Other KY Counties 1,587	22 County Service Region 5,586
------------------------	-----------------------------	----------------------------	-----------------------------------

Office of Institutional Planning, Research & Effectiveness; 11/8/99.  
<http://www.moreheadstate.edu/units/planning/>